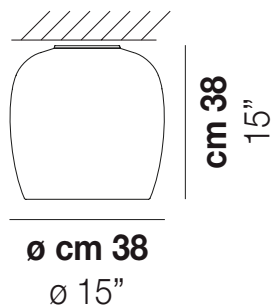


IMPLODE PL 38



TECHNICAL DATA:



CERTIFICATIONS:



LIGHT SOURCES

3x77W 220-240 V E27
50/60 Hz

VOLUME Mc 0,17
GROSS WEIGHT Kg 16
NET WEIGHT Kg 11

[download](#)



SHADE FINISHING



BCCR

FRAME FINISHING



BC

IMPLODE

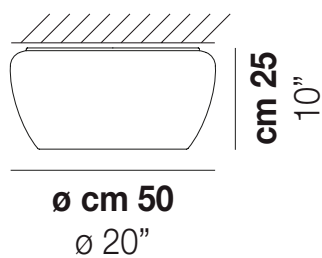
Design Gregorio Spini

IMPLODE PL 50



A collection that represents the illusion of a surface created by the implosion of a volume. The glass, due to the thickness, shows a gradation of multiple layers of white and transparent crystal.

IMPLODE PL 50



TECHNICAL DATA:



CERTIFICATIONS:



LIGHT SOURCES

3x77W 220-240 V E27
50/60 Hz

VOLUME Mc 0,21
GROSS WEIGHT Kg 18
NET WEIGHT Kg 12

[download](#)



SHADE FINISHING



BCCR

FRAME FINISHING



BC

IMPLODE

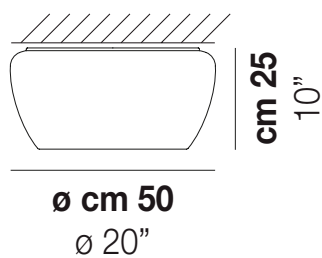
Design Gregorio Spini

IMPLODE PL 50



A collection that represents the illusion of a surface created by the implosion of a volume. The glass, due to the thickness, shows a gradation of multiple layers of white and transparent crystal.

IMPLODE PL 50



TECHNICAL DATA:



CERTIFICATIONS:



VOLUME	Mc 0,21
GROSS WEIGHT	Kg 18
NET WEIGHT	Kg 12

download



SHADE FINISHING



BCCR

FRAME FINISHING



BC

IMPLODE

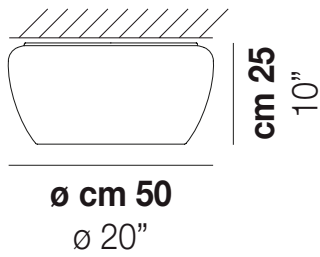
Design Gregorio Spini

IMPLODE PL 50



A collection that represents the illusion of a surface created by the implosion of a volume. The glass, due to the thickness, shows a gradation of multiple layers of white and transparent crystal.

IMPLODE PL 50



TECHNICAL DATA:



CERTIFICATIONS:



VOLUME	Mc 0
GROSS WEIGHT	Kg 18
NET WEIGHT	Kg 12

download



SHADE FINISHING



BCCR

FRAME FINISHING



BC

IMPLODE

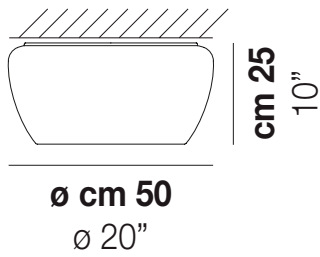
Design Gregorio Spini

IMPLODE PL 50



A collection that represents the illusion of a surface created by the implosion of a volume. The glass, due to the thickness, shows a gradation of multiple layers of white and transparent crystal.

IMPLODE PL 50



TECHNICAL DATA:



CERTIFICATIONS:



VOLUME	Mc 0
GROSS WEIGHT	Kg 18
NET WEIGHT	Kg 12

download



SHADE FINISHING



BCCR

FRAME FINISHING



BC

IMPLODE

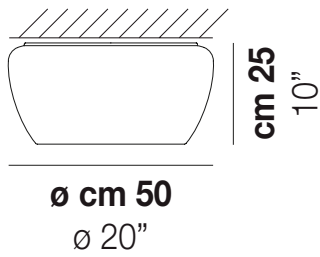
Design Gregorio Spini

IMPLODE PL 50



A collection that represents the illusion of a surface created by the implosion of a volume. The glass, due to the thickness, shows a gradation of multiple layers of white and transparent crystal.

IMPLODE PL 50



TECHNICAL DATA:



CERTIFICATIONS:



VOLUME	Mc 0
GROSS WEIGHT	Kg 18
NET WEIGHT	Kg 12

download



SHADE FINISHING



BCCR

FRAME FINISHING



BC