

Flat

Design by Ichiro Iwasaki.

Reference

5930.

Application

Hanging lamps

Installation type

Surface Canopy

Description

Flat lamps are a creation from the designer Ichiro Iwasaki. The discs of light descend from the ceiling to form a hanging lamp, where the planes of reflected light blend in with the architecture. All the models in the Flat collection incorporate LED lighting and are available in a range of neutral colour tones. Adjust the height on installation.

Diffuser

Polycarbonate diffuser

Materials

Ceiling rose: Steel
Reflector: Aluminum
Body: Steel
Head: Aluminium

Finish



5930-13 White Grey L1 (NCS S 1000-N)

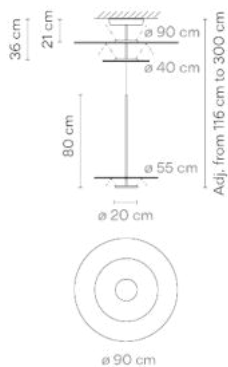


5930-37 Terra Red (NCS S 4040-Y70R)



5930-47 Green L1 (NCS S 4005-G80Y)

Sketch



Electrical characteristics

3 x LED PLATE 25W 700mA

Total 75.0 W



VIBIA



Light source: 2700K CRI >90 10440 lm 139 lm/W

Driver included: CC - Constant Current 700 mA 220~240V 50/60Hz

Electronic dimming DALI 1-10V PUSH

Optional dimming: Casambi

Physical characteristics

1 Box / 0.00 x 0.00 x 0.00 m. / Vol. 0.0000 m³ /
Gross weight 62.4 kg. / Net weight 10.5 kg.

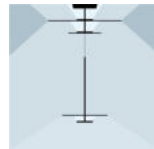
Installation and assembly

Please, see the installation manual

Light distribution

Indirect lighting

Lamp that emits an upward or backward beam that is reflected by the ceiling or wall.



Photometric data

Efficiency : 56.05 lm/W

Coordinate system : CG

Total flux : 4505.54 lm

Maximum value : 720.02 cd

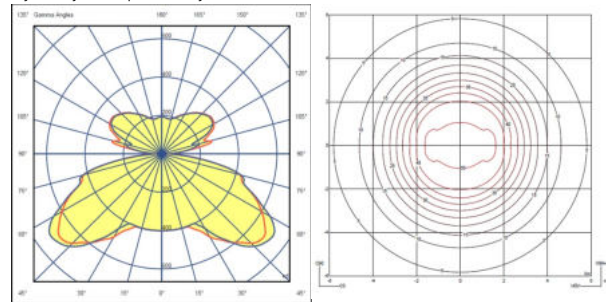
Light position : C=75.00 G=52.50

Symmetry on the planes : Asymmetric

Isolux : floor

Light position :

X=0.00m Y=0.00m Z=2.50m



Certificates

