

Ispirata dai classici e reinterpretata.
La scocca dalla forma organica della step è composta da un telaio autoportante, schiumato in gomma integrale colorata chiamata "soft touch".
Si adatta alla forma del corpo e trasmette una piacevole sensazione di morbidezza che dona alla seduta il massimo comfort. All'attraente fusto con 4 gambe in metallo, disponibili anche nell'elegante versione rivestita in legno nell'essenza noce americano o rovere, si aggiungono le varianti a slitta e la base centrale in pressofusione di alluminio.

Inspired by the Classics and reread.
The organic shape shell is made of a self-supporting frame, injected with coloured integral foam called "soft touch". The shell fits the body shape offering a pleasant sensation of softness which gives the seating the utmost comfort. Beside the attractive 4-leg base in metal or with elegant wooden legs in American Walnut or oak, step is also available with cantilever base and central column base in lacquered die cast aluminium.

mac_stopa

step_904





BEST OF YEAR AWARDS 2013

		H	b	h	Ø	H	H	Kg	☐	CBM
904.01	Sedia con gambe in metallo Chair with metal legs	86	54	40	53	47	-	11	x2	0.484
904.11	Sedia con gambe in legno Chair with wooden legs	86	54	40	53	47	-	10.5	x2	0.484
904.L1	Sedia con gambe in legno Chair with wooden legs	86	54	40	53	47	-	10.5	x2	0.484
904.S1	Sedia con gambe in legno Chair with wooden legs	86	54	40	53	47	-	10.5	x2	0.484

		H	b	h	Ø	H	H	Kg	☐	CBM
904.51	Sedia con base a slitta Cantilever chair	90	54	40	47	47	-	12	x2	0.484
904.61	Poltroncina con base a slitta Cantilever armchair	90	54	40	53	47	-	14	x1	0.334
904.81	Base in pressofusione di alluminio Base in die casting aluminium	86	54	40	53	47	-	13	x2	0.484
904.91	Base in metallo nero Base black metal	86	54	40	53	47	-	11.6	x2	0.484



shell in "soft touch"



steel legs



wooden legs



L = round, conically tapered wood legs
S = square, conically tapered wood legs



"soft touch" armrest colours



cantilever steel



aluminium lacquered



steel black



☉ 360° swivel mechanism without memory return

step_904
upholstered



other products in our modern dining collection

		h	b	h	h	h	h	Kg	☐	CBM
904.21	Sedia con gambe in metallo Chair with metal legs	86	54	40	53	47	-	4,5	x1	0.334
904.31	Sedia con gambe in legno Chair with wooden legs	86	54	40	53	47	-	4	x1	0.404
904.L3	Sedia con gambe in legno Chair with wooden legs	86	54	40	53	47	-	4	x1	0.404
904.S3	Sedia con gambe in legno Chair with wooden legs	86	54	40	53	47	-	4	x1	0.404

		h	b	h	h	h	h	Kg	☐	CBM
904.53	Sedia con base a slitta Cantilever chair	90	54	40	53	47	-	5	x1	0.334
904.63	Polttroncina con base a slitta Cantilever armchair	90	54	40	53	47	67	7	x1	0.334
904.93	Sedia base metallo nera Chair black steel	86	54	40	53	47	-	5.1	x1	0.334

technical info



shell upholstered

steel legs


F040 polished steel


F047 matt chromed steel


F061


F059


F057


F073


F074


F064

wooden legs


R 3.011
solid oak oiled


R 3.102
oak light stain


NC 8.011
solid black walnut oiled


NC 8.146
black walnut stain

steel


F040 polished steel


F047 matt chromed steel


F061


F059


F074


F077


F073


F064

wooden finish for armrest


NC 8.011
solid black walnut oiled


NC 8.146
black walnut stain

steel black



F064

L = round, conically tapered wood legs
S = square, conically tapered wood legs



		h	b	h	h	h	h	Kg	⊠	CBM
904.02	Poltrona con gambe in metallo Armchair with metal legs	86	54	40	53/58	47	66	11/12	x2/x1	0.484
904.12	Poltrona con gambe in legno Armchair with wooden legs	86	54	40	53/58	47	66	10/11	x2/x1	0.484
904.L2	Poltrona con gambe in legno Armchair with wooden legs	86	54	40	53/58	47	66	10.5/11.5	x2/x1	0.484
904.S2	Poltrona con gambe in legno Armchair with wooden legs	86	54	40	53/58	47	66	10.5/11.5	x2/x1	0.484

		h	b	h	h	h	h	Kg	⊠	CBM
904.61	Poltroncina con base a slitta Cantilever armchair	90	54	40	53	47	67	14	x1	0.334
904.82	Base in pressofusione di alluminio Base in die casting aluminium	86	54	40	53/58	47	66	13/14	x2/x1	0.484
904.92	Base in metallo nero Base black metal	86	54	40	53/58	47	66	11.6/12.6	x2/x1	0.484



L = round, conically tapered wood legs
S = square, conically tapered wood legs

⊠ 360° swivel mechanism without memory return



			h	b	h	h	h	h	Kg	☉	CBM
904.73/74	lounge soft touch lounge soft touch	☉	77	64	44	76	40	54	16	x1	0.585
904.75/76	lounge imbottita lounge upholstered	☉	77	64	44	76	40	54	7.5	x1	0.585



shell in "soft touch"



shell upholstered

FABRIC: EUROPOST
MICROFIBER: COMFORT
ECOLEATHER: VINTAGE, DECOVIN
LEATHER: TENDER, STRUCTURE, SOFT



cross base





soft upholstered

		h	b	h	h	h	h	Kg	☒	CBM
9W4.21	Sedia con gambe in metallo Chair with metal legs	87	54	40	53	48	-	5,1	x1	0.334
9W4.L3	Sedia con gambe in legno Chair with wooden legs	87	54	40	53	48	-	4,6	x1	0.404
9W4.93	Sedia con base metallo laccato Chair with lacquered steel base	87	54	40	53	48	-	4,5	x1	0.334



soft upholstered

		h	b	h	h	h	h	Kg	☒	CBM
9W4.22	Poltrona con gambe in metallo Armchair with metal legs	87	54	40	58	48	66	5,5	x1	0.404
9W4.L4	Poltrona con gambe in legno Armchair with wooden legs	87	54	40	58	48	66	5	x1	0.404
9W4.S4	Poltrona con gambe in legno Armchair with wooden legs	87	54	40	58	48	66	5	x1	0.404
9W4.94	Poltrona con base metallo laccato Armchair with lacquered steel base	87	54	40	58	48	66	5,5	x1	0.404



shell upholstered

FABRICS:
ARCHITECTURE, STRETCHY, CLOU, FLUFFY, FELIX, STRAMACCHIAMI

FABRICS FROM GABRIEL:
EUROPOST, COMFORT

ECOLEATHER:
VINTAGE

LEATHER:
BASIC LEATHER TENDER,
PREMIUM LEATHER SOFT



steel legs



F040
polished steel



F047
matt chromed steel



F061
lacquered steel



F059
lacquered steel



F077
lacquered steel



F073
lacquered steel



F074
lacquered steel




F064
lacquered steel



lacquered steel



F064



F069



shell upholstered

FABRICS:
ARCHITECTURE, STRETCHY, CLOU, FLUFFY,
FELIX, STRAMACCHIAMI

FABRICS FROM GABRIEL:
EUROPOST, COMFORT

ECOLEATHER:
VINTAGE

LEATHER:
BASIC LEATHER TENDER,
PREMIUM LEATHER SOFT



steel legs



F040
polished steel



F047
matt chromed steel



F061
lacquered steel



F059
lacquered steel



F077
lacquered steel



F073
lacquered steel



F074
lacquered steel




F064
lacquered steel



wooden legs



R 3.011
solid oak oiled



R 3.102
oak light stain



R 3.144
solid oak wengé stain



NC 8.011
solid black walnut oiled



NC 8.146
black walnut stain



lacquered steel



F064



F069



L = round, conically tapered wood legs
S = square, conically tapered wood legs