

Mondrian Coastline Small

REFERENCE CT3398/1



DESCRIPTION

Inspired by the unique view of the desert sands. The Mondrian collection is a dedication to the prestigious Dutch painter Piet Mondrian who defended abstraction as a universal language, reducing form and color to its essences. The pattern evident in each piece of the Mondrian collection refers to the shape of the lines that result from the wind touching the sand, and the combination of shapes that resembles the artist's signature. With a modular concept, the design of the collection falls into the category of pieces with an artistic presence, where light compositions achieve an artistic sense of installation. This smaller size piece is also perfect for hallways, hospitality or even as bedside lamps.

Finish shown here Metal FP | Glass 10

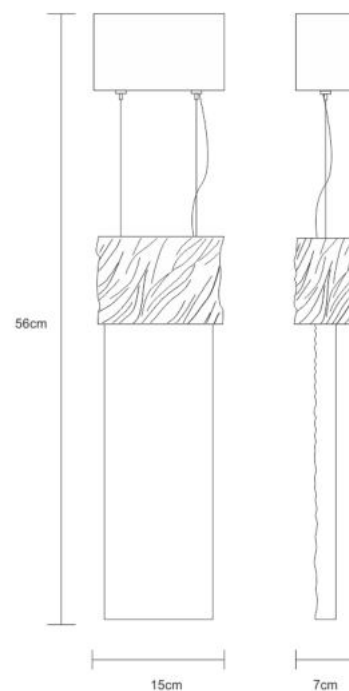
Designed and produced by hand in Portugal.

Serip reserves the right to make changes or improvements at any time it deems useful to guarantee the highest quality standards for its products.

Hand-finished, some variations may occur.

All the glass models are designed by Serip and exclusively handmade produced, establishing a unique and prestigious feature of the glass handwork art. For this reason, there is the possibility of variation in measures, weight, colour and shape represented.

TECHNICAL DRAWING



TECHNICAL SPECIFICATIONS

MEASUREMENTS

FIXTURE SIZE & WEIGHT

Width 15cm / 6in

Height 45cm / 18in

Depth 7cm / 3in

OAH Overall Height Min 56cm / 22in

OAH Overall Height Max 250cm / 98in

Weight 10kg / 22lb

PACKAGE SIZE & WEIGHT

(m)Package 1/2 0.64cm x 0.46cm x 0.64cm

=0.19CBM

(in)Package 1/2 0.25in x 0.18in x 0.25in

=6.65US GAL

ELECTRIC FEATURE

Installation Ceiling

IP degree IP 20

220-240V 50Hz-60Hz

Max Power Consumption 4W

Light Sources

1 x LED

Included Sources

Light Sources

1 x LED

Lumens 350lm

Kelvin 3000

CRI 90

110-120V 50Hz-60Hz

Max Power Consumption 4W

Light Sources

1 x LED

Included Sources

Light Sources

1 x LED

Lumens 350lm

Kelvin 3000

CRI 90

ENERGY RATING

This luminaire allows lights sources with energy efficiency class



CERTIFICATIONS



CARE INSTRUCTIONS

Due to the nature of our exquisite hand applied finishes, wipe clean with a soft, dry cloth or static duster must be used to clean the fixture.

Always avoid the use of harsh chemicals or abrasive cleaners as they may cause damage to the fixture's finish.

Cleaning is limited to the outer surfaces, shades or glass. It is important to ensure that no moisture enters the terminal compartment or reaches any live parts.

As our products are subject to technical modifications, we cannot guarantee, that all information is always up to date. Please contact our [technical department](#) with any queries.

SERIP

OPTIONAL FINISHES

GLASS FINISHES



Clear (10)

METAL FINISHES



Copper (CO)



Silver (FP)



Silver/White
Patina
(FP/PB)



Lead (CH)



Palladium
(PL)



Black (PR)



Gold/White
Patina
(FO/PB)



Gold (FO)



Talha (TA)

Note The canopy has only the base finish colour. The metal finish is without patina or texture of another tone. Except for Talha and Black finishes.

SERIP

Mondrian Coastline Medium

REFERENCE CT3399/3



DESCRIPTION

Inspired by the unique view of the desert sands. The Mondrian collection is a dedication to the prestigious Dutch painter Piet Mondrian who defended abstraction as a universal language, reducing form and color to its essences. The pattern evident in each piece of the Mondrian collection refers to the shape of the lines that result from the wind touching the sand, and the combination of shapes that resembles the artist's signature. With a modular concept, the design of the collection falls into the category of pieces with an artistic presence, where light compositions achieve an artistic sense of installation. This smaller size piece is also perfect for hallways, hospitality or even as bedside lamps.

Finish shown here Metal FO | Glass 10

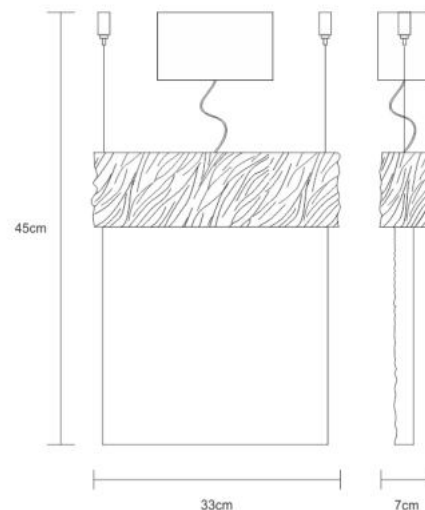
Designed and produced by hand in Portugal.

Serip reserves the right to make changes or improvements at any time it deems useful to guarantee the highest quality standards for its products.

Hand-finished, some variations may occur.

All the glass models are designed by Serip and exclusively handmade produced, establishing a unique and prestigious feature of the glass handwork art. For this reason, there is the possibility of variation in measures, weight, colour and shape represented.

TECHNICAL DRAWING



TECHNICAL SPECIFICATIONS

MEASUREMENTS

FIXTURE SIZE & WEIGHT

Width 33cm / 13in

Height 39cm / 15in

Depth 7cm / 3in

OAH Overall Height Min 45cm / 18in

OAH Overall Height Max 240cm / 94in

Weight 18kg / 40lb

PACKAGE SIZE & WEIGHT

(m)Package 1/2 0.64cm x 0.46cm x 0.64cm
=0.19CBM

(in)Package 1/2 0.25in x 0.18in x 0.25in
=6.65US GAL

ELECTRIC FEATURE

Installation Ceiling
IP degree IP 20

220-240V 50Hz-60Hz
Max Power Consumption 12W
Light Sources
3 x LED

Included Sources

Light Sources
3 x LED
Lumens 1050lm
Kelvin 3000
CRI 90

Optional Sources

Light Sources
89 x

110-120V 50Hz-60Hz
Max Power Consumption 12W
Light Sources
3 x LED

Included Sources

Light Sources
3 x LED
Lumens 1050lm
Kelvin 3000
CRI 90

ENERGY RATING

This luminaire allows lights sources with energy efficiency class



CERTIFICATIONS



CARE INSTRUCTIONS

Due to the nature of our exquisite hand applied finishes, wipe clean with a soft, dry cloth or static duster must be used to clean the fixture.

Always avoid the use of harsh chemicals or abrasive cleaners as they may cause damage to the fixture's finish.

Cleaning is limited to the outer surfaces, shades or glass. It is important to ensure that no moisture enters the terminal compartment or reaches any live parts.

As our products are subject to technical modifications, we cannot guarantee, that all information is always up to date. Please contact our [technical department](#) with any queries.

SERIP

OPTIONAL FINISHES

GLASS FINISHES



Clear (10)

METAL FINISHES



Copper (CO)



Silver (FP)



Silver/White
Patina
(FP/PB)



Lead (CH)



Palladium
(PL)



Black (PR)



Gold/White
Patina
(FO/PB)



Gold (FO)



Talha (TA)

Note The canopy has only the base finish colour. The metal finish is without patina or texture of another tone. Except for Talha and Black finishes.

SERIP

SERIP

Mondrian Coastline Large

REFERENCE CT3400/5



DESCRIPTION

Inspired by the unique view of the desert sands. The Mondrian collection is a dedication to the prestigious Dutch painter Piet Mondrian who defended abstraction as a universal language, reducing form and color to its essences. The pattern evident in each piece of the Mondrian collection refers to the shape of the lines that result from the wind touching the sand, and the combination of shapes that resembles the artist's signature. With a modular concept, the design of the collection falls into the category of pieces with an artistic presence, where light compositions achieve an artistic sense of installation. This smaller size piece is also perfect for hallways, hospitality or even as bedside lamps.

Finish shown here Metal FP | Glass 10

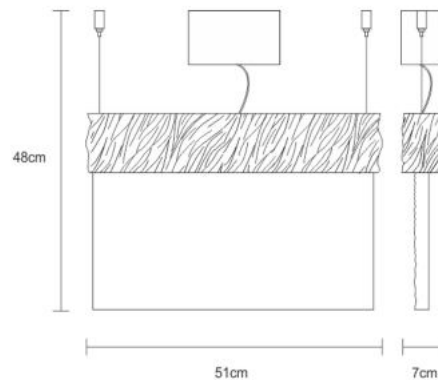
Designed and produced by hand in Portugal.

Serip reserves the right to make changes or improvements at any time it deems useful to guarantee the highest quality standards for its products.

Hand-finished, some variations may occur.

All the glass models are designed by Serip and exclusively handmade produced, establishing a unique and prestigious feature of the glass handwork art. For this reason, there is the possibility of variation in measures, weight, colour and shape represented.

TECHNICAL DRAWING



SERIP

TECHNICAL SPECIFICATIONS

MEASUREMENTS

FIXTURE SIZE & WEIGHT

Width 51cm / 20in

Height 33cm / 13in

Depth 7cm / 3in

OAH Overall Height Min 48cm / 19in

OAH Overall Height Max 240cm / 94in

Weight 25kg / 55lb

PACKAGE SIZE & WEIGHT

(m)Package 1/2 0.64cm x 0.46cm x 0.64cm

=0.19CBM

(in)Package 1/2 0.25in x 0.18in x 0.25in

=6.65US GAL

ELECTRIC FEATURE

Installation Ceiling

IP degree IP 20

220-240V 50Hz-60Hz

Max Power Consumption 20W

Light Sources

5 x LED

Included Sources

Light Sources

5 x LED

Lumens 1750lm

Kelvin 3000

CRI 90

110-120V 50Hz-60Hz

Max Power Consumption 20W

Light Sources

5 x LED

Included Sources

Light Sources

5 x LED

Lumens 1750lm

Kelvin 3000

CRI 90

ENERGY RATING

This luminaire allows lights sources with energy efficiency class



CERTIFICATIONS



CARE INSTRUCTIONS

Due to the nature of our exquisite hand applied finishes, wipe clean with a soft, dry cloth or static duster must be used to clean the fixture.

Always avoid the use of harsh chemicals or abrasive cleaners as they may cause damage to the fixture's finish.

Cleaning is limited to the outer surfaces, shades or glass. It is important to ensure that no moisture enters the terminal compartment or reaches any live parts.

As our products are subject to technical modifications, we cannot guarantee, that all information is always up to date. Please contact our [technical department](#) with any queries.

SERIP

OPTIONAL FINISHES

GLASS FINISHES



Clear (10)

METAL FINISHES



Copper (CO)



Silver (FP)



Silver/White
Patina
(FP/PB)



Lead (CH)



Palladium
(PL)



Black (PR)



Gold/White
Patina
(FO/PB)



Gold (FO)



Talha (TA)

Note The canopy has only the base finish colour. The metal finish is without patina or texture of another tone. Except for Talha and Black finishes.

SERIP

SERIP

Mondrian Coastline Small

REFERENCE AP1493/1



DESCRIPTION

Inspired by the unique view of the desert sands. The Mondrian collection is a dedication to the prestigious Dutch painter Piet Mondrian who defended abstraction as a universal language, reducing form and color to its essences. The pattern evident in each piece of the Mondrian collection refers to the shape of the lines that result from the wind touching the sand, and the combination of shapes that resembles the artist's signature. With a modular concept, the design of the collection falls into the category of pieces with an artistic presence, where light compositions achieve an artistic sense of installation. This smaller size piece is also perfect for hallways, hospitality or even as bedside lamps.

Finish shown here Metal CH | Glass 10

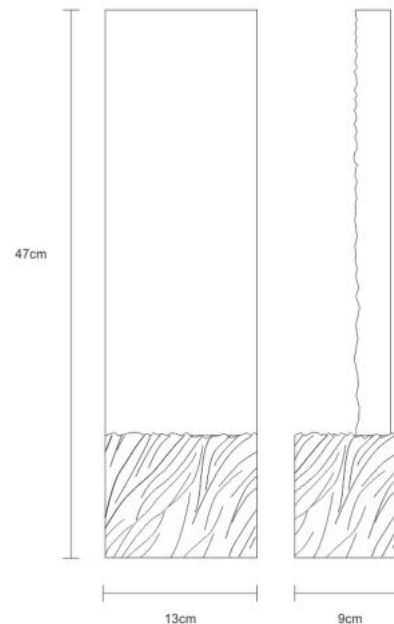
Designed and produced by hand in Portugal.

Serip reserves the right to make changes or improvements at any time it deems useful to guarantee the highest quality standards for its products.

Hand-finished, some variations may occur.

All the glass models are designed by Serip and exclusively handmade produced, establishing a unique and prestigious feature of the glass handwork art. For this reason, there is the possibility of variation in measures, weight, colour and shape represented.

TECHNICAL DRAWING



SERIP

TECHNICAL SPECIFICATIONS

MEASUREMENTS

FIXTURE SIZE & WEIGHT

Width 13cm / 5in
Height 47cm / 19in
Depth 9cm / 4in
Weight 6kg / 13lb

PACKAGE SIZE & WEIGHT

(m)Package 1/2 0.64cm x 0.46cm x 0.64cm
=0.19CBM
(in)Package 1/2 0.25in x 0.18in x 0.25in
=6.65US GAL

ELECTRIC FEATURE

Installation Wall
IP degree IP 20

220-240V 50Hz-60Hz
Max Power Consumption 4W
Light Sources
1 x LED

Included Sources

Light Sources
1 x LED
Lumens 350lm
Kelvin 3000
CRI 90

110-120V 50Hz-60hZ
Max Power Consumption 4W
Light Sources
1 x LED

Included Sources

Light Sources
1 x LED
Lumens 350lm
Kelvin 3000
CRI 90

ENERGY RATING

This luminaire allows lights sources with energy efficiency class



CERTIFICATIONS



CARE INSTRUCTIONS

Due to the nature of our exquisite hand applied finishes, wipe clean with a soft, dry cloth or static duster must be used to clean the fixture.

Always avoid the use of harsh chemicals or abrasive cleaners as they may cause damage to the fixture's finish.

Cleaning is limited to the outer surfaces, shades or glass. It is important to ensure that no moisture enters the terminal compartment or reaches any live parts.

As our products are subject to technical modifications, we cannot guarantee, that all information is always up to date. Please contact our [technical department](#) with any queries.

SERIP

OPTIONAL FINISHES

GLASS FINISHES



Clear (10)

METAL FINISHES




Copper (CO)



Silver (FP)



Silver/White
Patina
(FP/PB)



Lead (CH)



Palladium
(PL)



Black (PR)



Gold/White
Patina
(FO/PB)



Gold (FO)



Talha (TA)

SERIP

Mondrian Coastline Medium

REFERENCE AP1494/3



DESCRIPTION

Inspired by the unique life of the desert sands, the Mondrian collection is a simple dedication to Piet Mondrian, a Dutch painter known for the Neoplasticism movement, who advocated a total spatial cleaning for painting, reducing it to its purest elements and seeking its personal characteristics. The patterns on each piece are directly related to the lines resulting from the wind touching the sand. The modular concept of the collection resembles the artist's characteristic grid, where light compositions achieve a sense of artistic installation. Ideal for compositions of walls and ceilings in modern and contemporary areas.

Finish shown here Metal FP/PB | Glass 10

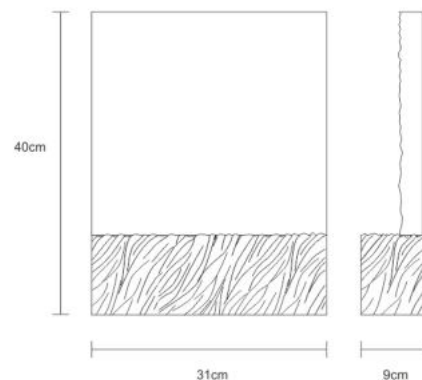
Designed and produced by hand in Portugal.

Serip reserves the right to make changes or improvements at any time it deems useful to guarantee the highest quality standards for its products.

Hand-finished, some variations may occur.

All the glass models are designed by Serip and exclusively handmade produced, establishing a unique and prestigious feature of the glass handwork art. For this reason, there is the possibility of variation in measures, weight, colour and shape represented.

TECHNICAL DRAWING



TECHNICAL SPECIFICATIONS

MEASUREMENTS

FIXTURE SIZE & WEIGHT

Width 31cm / 12in
Height 40cm / 16in
Depth 9cm / 4in
Weight 12kg / 26lb

PACKAGE SIZE & WEIGHT

(m)Package 1/2 0.64cm x 0.46cm x 0.64cm
=0.19CBM
(in)Package 1/2 0.25in x 0.18in x 0.25in
=6.65US GAL

ELECTRIC FEATURE

Installation Wall
IP degree IP 20

220-240V 50Hz-60Hz
Max Power Consumption 12W
Light Sources
3 x LED

Included Sources

Light Sources
3 x LED
Lumens 1050lm
Kelvin 3000
CRI 90

110-120V 50Hz-60hZ
Max Power Consumption 12W
Light Sources
3 x LED

Included Sources

Light Sources
3 x LED
Lumens 1050lm
Kelvin 3000
CRI 90

ENERGY RATING

This luminaire allows lights sources with energy efficiency class



CERTIFICATIONS



CARE INSTRUCTIONS

Due to the nature of our exquisite hand applied finishes, wipe clean with a soft, dry cloth or static duster must be used to clean the fixture.

Always avoid the use of harsh chemicals or abrasive cleaners as they may cause damage to the fixture's finish.

Cleaning is limited to the outer surfaces, shades or glass. It is important to ensure that no moisture enters the terminal compartment or reaches any live parts.

As our products are subject to technical modifications, we cannot guarantee, that all information is always up to date. Please contact our [technical department](#) with any queries.

SERIP

OPTIONAL FINISHES

GLASS FINISHES



Clear (10)

METAL FINISHES



Copper (CO)



Silver (FP)



Silver/White
Patina
(FP/PB)



Lead (CH)



Palladium
(PL)



Black (PR)



Gold/White
Patina
(FO/PB)



Gold (FO)



Talha (TA)

SERIP

SERIP

Mondrian Coastline Large

REFERENCE AP1495/5



DESCRIPTION

Inspired by the unique view of the desert sands. The Mondrian collection is a dedication to the prestigious Dutch painter Piet Mondrian who defended abstraction as a universal language, reducing form and color to its essences. The pattern evident in each piece of the Mondrian collection refers to the shape of the lines that result from the wind touching the sand, and the combination of shapes that resembles the artist's signature. With a modular concept, the design of the collection falls into the category of pieces with an artistic presence, where light compositions achieve an artistic sense of installation. This smaller size piece is also perfect for hallways, hospitality or even as bedside lamps.

Finish shown here Metal TA | Glass 10

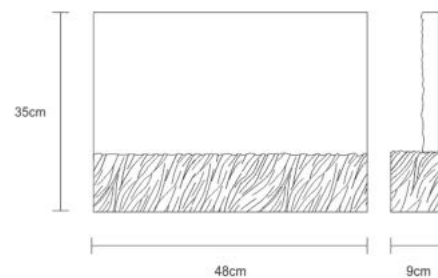
Designed and produced by hand in Portugal.

Serip reserves the right to make changes or improvements at any time it deems useful to guarantee the highest quality standards for its products.

Hand-finished, some variations may occur.

All the glass models are designed by Serip and exclusively handmade produced, establishing a unique and prestigious feature of the glass handwork art. For this reason, there is the possibility of variation in measures, weight, colour and shape represented.

TECHNICAL DRAWING



SERIP

TECHNICAL SPECIFICATIONS

MEASUREMENTS

FIXTURE SIZE & WEIGHT

Width 48cm / 19in
Height 35cm / 14in
Depth 9cm / 4in
Weight 17kg / 37lb

PACKAGE SIZE & WEIGHT

(m)Package 1/2 0.64cm x 0.46cm x 0.64cm
=0.19CBM
(in)Package 1/2 0.25in x 0.18in x 0.25in
=6.65US GAL

ELECTRIC FEATURE

Installation Wall
IP degree IP 20

220-240V 50Hz-60Hz
Max Power Consumption 20W
Light Sources
5 x LED

Included Sources

Light Sources
5 x LED
Lumens 1750lm
Kelvin 3000
CRI 90

110-120V 50Hz-60Hz
Max Power Consumption 20W
Light Sources
5 x LED

Included Sources

Light Sources
5 x LED
Lumens 1750lm
Kelvin 3000
CRI 90

ENERGY RATING

This luminaire allows lights sources with energy efficiency class



CERTIFICATIONS



CARE INSTRUCTIONS

Due to the nature of our exquisite hand applied finishes, wipe clean with a soft, dry cloth or static duster must be used to clean the fixture.

Always avoid the use of harsh chemicals or abrasive cleaners as they may cause damage to the fixture's finish.

Cleaning is limited to the outer surfaces, shades or glass. It is important to ensure that no moisture enters the terminal compartment or reaches any live parts.

As our products are subject to technical modifications, we cannot guarantee, that all information is always up to date. Please contact our [technical department](#) with any queries.

SERIP

OPTIONAL FINISHES

GLASS FINISHES



Clear (10)

METAL FINISHES



Copper (CO)



Silver (FP)



Silver/White
Patina
(FP/PB)



Lead (CH)



Palladium
(PL)



Black (PR)



Gold/White
Patina
(FO/PB)



Gold (FO)



Talha (TA)

SERIP