

# Diver

DESIGN BY  
SERGE & ROBERT  
CORNELISSEN  
2019

<sup>IT</sup> Non c'è storia più bella di quella in cui ci si riconosca appieno.

Diver interpreta al meglio i valori di Prandina, esprime la perfezione del vetro soffiato e la bellezza di nuove finiture, con il coraggio di valorizzare i dettagli e l'ambizione di raccontare la luce in tutte le forme, con una gamma completa di versioni da tavolo, parete, soffitto e sospensione. Diver è una nuova collezione, pensata per raccontare storie di luce

inedite, in cui l'emissione luminosa è ottimizzata attraverso l'uso del vetro soffiato.

<sup>EN</sup> The most beautiful stories are those in which we fully recognize ourselves. Diver comes with a complete range of table, wall, ceiling and suspension lamps. It is the best interpreter of Prandina's values, as it expresses our perfection in blown glass, the beauty of new finishes, the courage to develop details and the ambition to demonstrate light in all its forms.

A new collection, designed to tell the untold stories of light, where light emission is optimized by using blown glass.

**DISCOVER MORE AT  
PRANDINA.IT**

<sup>IT</sup> In questa pagina: **Diver T1** e **T3**, versione da tavolo con finitura bianco opaco e nero opaco.

<sup>EN</sup> On this page: **Diver T1** and **T3**, table version with matt white and matt black finish.



<sup>IT</sup> In questa pagina: **Diver S3 e S1**, versione a sospensione con finitura rame. <sup>EN</sup> On this page: **Diver S3 and S1**, suspension version with copper finish.

<sup>IT</sup> Nella pagina successiva: **Diver T3**, versione da tavolo con finitura ottone. <sup>EN</sup> On the next page: **Diver T3**, table version with brass finish



# Technical Information

S SUSPENSION, T TABLE, F FLOOR, W WALL, C CEILING

## Models



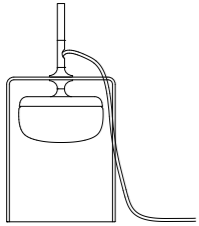
**S1**  
Ceiling Rose Ø 160 mm H 40 mm  
Cable 2000 mm  
Diffuser Ø 180 mm H 240 mm



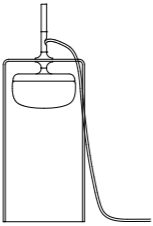
**S3**  
Ceiling Rose Ø 160 mm H 40 mm  
Cable 2000 mm  
Diffuser Ø 180 mm H 360 mm



**S5**  
Ceiling Rose Ø 160 mm H 40 mm  
Cable 2000 mm  
Diffuser Ø 180 mm H 450 mm



**T1**  
H 360 mm  
Diffuser Ø 180 mm H 240 mm




**T3**  
H 480 mm  
Diffuser Ø 180 mm H 360 mm

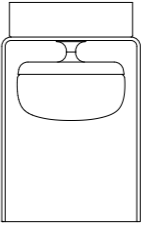


**T5**  
H 570 mm  
Diffuser Ø 180 mm H 450 mm

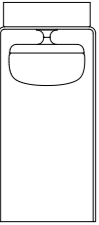
## Models



**W5**  
Diffuser Ø 510 mm D 170 mm



**C1**  
Ceiling Rose Ø 160 mm H 50 mm  
Diffuser Ø 180 mm H 240 mm



**C3**  
Ceiling Rose Ø 160 mm H 50 mm  
Diffuser Ø 180 mm H 360 mm



**C5**  
Ceiling Rose Ø 160 mm H 50 mm  
Diffuser Ø 180 mm H 450 mm

# Technical Information

S SUSPENSION, T TABLE, F FLOOR, W WALL, C CEILING

## Suspension

S1 / S3 / S5

<sup>IT</sup> **Rosone a soffitto:** verniciato bianco opaco. **Struttura:** metallo verniciato opaco o galvanizzato. **Diffusore interno:** vetro soffiato opalino bianco. **Diffusore esterno:** cristallo trasparente.

<sup>EN</sup> **Ceiling rose:** matt white painted. **Structure:** matt painted or galvanized metal. **Internal diffuser:** opal white blown glass. **External diffuser:** clear crystal.

S1; S3; S5:  
LED 8,5W – 2700 / 3000K (1088 lm)



US VERSION AVAILABLE

## Table

T1 / T3 / T5

<sup>IT</sup> **Struttura:** metallo verniciato opaco o galvanizzato. **Diffusore interno:** vetro soffiato opalino bianco. **Diffusore esterno:** cristallo trasparente. Cavo di alimentazione disponibile in quattro colori.

<sup>EN</sup> **Structure:** matt painted or galvanized metal. **Internal diffuser:** opal white blown glass. **External diffuser:** clear crystal. Power cable available in four colours.

T1; T3; T5:  
LED 6W – 2700 / 3000K (789 lm)



US VERSION AVAILABLE

## Wall

W5

<sup>IT</sup> **Attacco a parete:** metallo verniciato bianco opaco. **Diffusore interno:** vetro soffiato opalino bianco. **Diffusore esterno:** cristallo trasparente o grigio fumé.

<sup>EN</sup> **Wall attachment:** matt white painted metal. **Internal diffuser:** opal white blown glass. **External diffuser:** clear crystal or smoked grey.

W5:  
LED 17W – 2700 / 3000K (2175 lm)



US VERSION AVAILABLE

## Ceiling

C1 / C3 / C5

<sup>IT</sup> **Rosone a soffitto e struttura:** metallo verniciato opaco o galvanizzato. **Diffusore interno:** vetro soffiato opalino bianco. **Diffusore esterno:** cristallo trasparente.

<sup>EN</sup> **Ceiling rose and structure:** matt painted or galvanized metal. **Internal diffuser:** opal white blown glass. **External diffuser:** clear crystal.

C1; C3; C5:  
LED 8,5W – 2700 / 3000K (1088 lm)



US VERSION AVAILABLE

## Finishes

### Matt White

S1 / S3 / S5 / T1 / T3 / T5 / C1 / C3 / C5

### Matt Black

S1 / S3 / S5 / T1 / T3 / T5 / C1 / C3 / C5

### Glossy Brass

S1 / S3 / S5 / T1 / T3 / T5 / C1 / C3 / C5

### Glossy Copper

S1 / S3 / S5 / T1 / T3 / T5 / C1 / C3 / C5

### Clear Crystal

W5

### Glossy Smoked Grey

W5