



# Cpl

DESIGN BY  
CHRISTIAN PLODERER  
1998

<sup>IT</sup> Il filo narrativo di questa storia è l'astrazione di una perfetta forma cilindrica, divenuta elemento caratterizzante di un'intera collezione di lampade. Evoluzione di un vetro soffiato che si declina in versioni da tavolo, parete, sospensione e terra, Cpl è una storia che dal 1998 continua ancora oggi con rinnovato successo, rappresentando con coerenza la cifra stilistica di Prandina, coniugando il suo disegno essenziale alla ricerca di nuove finiture.

<sup>EN</sup> The narrative thread of this design is the concept of a perfect cylindrical shape, which has become the defining feature of an entire collection. This evolved blown glass comes in table, wall, suspension, and floor versions. The Cpl product range began in 1998 and continues today with renewed success, consistently representing Prandina's style and combining essential design with the search for new finishes.

**DISCOVER MORE AT  
PRANDINA.IT**

<sup>IT</sup> In questa pagina: **Cpl S1**, versione a sospensione con finitura bianco opalino.  
<sup>EN</sup> On this page: **Cpl S1**, suspension version with opal white finish.



<sup>IT</sup> In questa pagina: **Cpl Small T1**, versione da tavolo con finitura bianco opalino. <sup>EN</sup> On this page: **Cpl Small T1**, table version with opal white finish.

<sup>IT</sup> Nella pagina successiva: **Cpl F7**, versione da terra con finitura rame. <sup>EN</sup> On the next page: **Cpl F7**, floor version with copper finish.



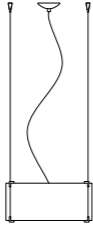
# Technical Information

S SUSPENSION, T TABLE, F FLOOR, W WALL, C CEILING

## Models



**S1**  
Ceiling Rose Ø 120 mm  
Cable 2000 mm  
Diffuser Ø 240 mm H 330 mm



**S7**  
Ceiling Rose Ø 120 mm  
Cable 2000 mm  
Diffuser Ø 480 mm H 210 mm



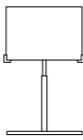
**SMALL T1**  
Diffuser Ø 180 mm H 330 mm



**T1**  
Diffuser Ø 240 mm H 330 mm



**T3**  
Diffuser Ø 240 mm H 450 mm



**T30**  
H 490 mm  
Diffuser Ø 300 mm H 210 mm  
Base Ø 240 mm

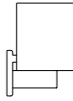
## Models



**F1**  
H 1820  
Diffuser Ø 240 mm H 450 mm  
Base Ø 300 mm



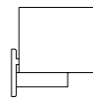
**F7**  
H 1818  
Diffuser Ø 480 mm H 210 mm  
Base Ø 360 mm



**MINI W1**  
D 100 mm H 138 mm  
Diffuser Ø 90 mm  
Wall attachment Ø 70



**MINI W3**  
D 130 mm H 160 mm  
Diffuser Ø 120 mm  
Wall attachment Ø 90



**MINI W5**  
D 160 mm H 170 mm  
Diffuser Ø 150 mm  
Wall attachment Ø 90

# Technical Information

S SUSPENSION, T TABLE, F FLOOR, W WALL, C CEILING

## Suspension

S1 / S7

<sup>IT</sup> **Struttura:** metallo cromato o nichelato spazzolato. **Rosone a soffitto:** bianco o cromo. **Diffusore:** vetro soffiato.

<sup>EN</sup> **Structure:** chrome or brushed nickel metal. **Ceiling rose:** white or chrome. **Diffuser:** blown glass.

LED E27



US VERSION AVAILABLE

## Table

SMALL T1 / T1 / T3 / T30

<sup>IT</sup> **Struttura:** metallo cromato o nichelato spazzolato. **Diffusore:** vetro soffiato.

<sup>EN</sup> **Structure:** chrome or brushed nickel metal. **Diffuser:** blown glass.

LED E27



US VERSION AVAILABLE

## Floor

F1 / F7

<sup>IT</sup> **Struttura:** metallo cromato o nichelato spazzolato. **Diffusore:** vetro soffiato.

<sup>EN</sup> **Structure:** chrome or brushed nickel metal. **Diffuser:** blown glass.

LED E27



US VERSION AVAILABLE

## Wall

MINI W1 / MINI W3 / MINI W5

<sup>IT</sup> **Struttura:** alluminio cromato o verniciato bianco opaco. **Diffusore:** vetro soffiato opalino satinato o lucido. Protezione IP44 in pyrex satinato.

<sup>EN</sup> **Structure:** chrome or matt white painted aluminium. **Diffuser:** satin opal white or glossy white blown glass. IP44 protection.

MAX 1x60W G9



US VERSION AVAILABLE

## Finishes

### Opal White

S1 / S7 / SMALL T1 / T1 / T3 / T30 / F1 / F7 / MINI W1 / MINI W3 / MINI W5

### Glossy White

MINI W1 / MINI W3 / MINI W5

### Clear Crystal

S1 / T1 / T3 / F1

### Opal Red

S7 / F7

### Mirror

S7 / F7

### Copper

S7 / F7