

design — Mario Ferrarini



Lyz, 918/UI
sedia \ chair

Elegante, versatile e dai dettagli impeccabili la collezione si amplia nuovamente proponendo le nuove varianti con basi in metallo e seduta tutta imbottita per una proposta dal look più informale ma allo stesso tempo accattivante. Disponibili nelle versioni sedia e poltroncina, le nuove Lyz imbottite permettono così di rispondere alle diverse necessità della clientela. Le linee sinuose e decise della scocca, personalizzabili con i tessuti e pelli di collezione, si combinano con le quattro basi: la versione girevole a razze, ideale in un ambiente di lavoro dall'atmosfera accogliente, la versione a cono girevole con meccanismo di ritorno, la cui pura bellezza emerge nella semplice geometria delle sue forme e le varianti con base cantilever e slitta, capaci di inserirsi nei più diversi contesti, da un ufficio ad una sala da pranzo.

Elegant, versatile and with impeccable details, the collection expands again offering new variants with metal bases and fully padded seat for a proposal with a more informal but at the same time more captivating look. Available in the chair and armchair versions, the new padded Lyz allows the company to respond to different costumers' needs.

Its sinuous and decisive lines, customizable with the fabrics and leathers as per collection, are combined with four bases: the four star swivel base, ideal in a work environment with a welcoming atmosphere, the swivel cone base with return mechanism, whose pure beauty emerges in the simple geometry of its forms, and the variants with cantilever base and sled legs' base, capable of being inserted in the most diverse contexts, from an office to a dining room.

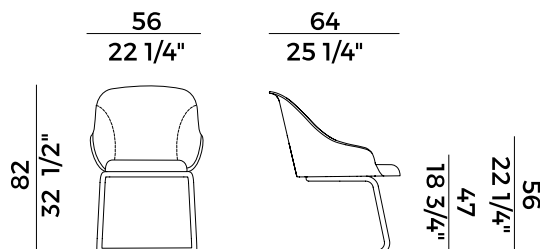
Informazioni tecniche \ *Technical information*

Descrizione tecnica \ *Technical description*



Sedia con base cantilever in metallo verniciato antracite goffrato o nero goffrato. Seduta e schienale imbottiti in poliuretano espanso ignifugo. Finiture e rivestimenti di collezione.



Chair with cantilever base in embossed anthracite or embossed black painted metal. Seat and back upholstered in fire retardant polyurethane foam. Finishes and coverings as per collection.


Dimensioni \ *Dimensions*



Consumi stoffe \ *Fabric and leather requirements*

FABRIC / LEATHER REQUIREMENTS			
		x1	x2
	H 140	ml 1,40	ml 2,80
	LEATHER	m² 3,00	

FABRIC / LEATHER REQUIREMENTS			
		x1	x2
	H 140	yd 1,55	yd 3,10
	LEATHER	ft² 32,30	

	PACKAGING
1 × box = m³ 0,35	

Finiture \ *Finishes*

Finiture base \

Base finishes

Metallo \ *Metal*



Verniciato Antracite Goffrato \
Anthracite Embossed Lacquered



Nero Goffrato \
Embossed Black

Rivestimenti \

Coverings

Tessuto, ecopelle, pelle \ *Fabric, eco-leather, leather*



The mark of
responsible forestry
FSC® C120549

Request our FSC® certified products

Collezione Lyz \

Lyz collection

Sedia e poltroncina con seduta e schienale imbottiti in poliuretano espanso ignifugo. In due versioni:

- con dettaglio in frassino o noce Canaletto.

- seduta tutta imbottita

Disponibili con le seguenti basi:

- Base fissa in frassino o noce Canaletto;
 - Base giravole quattro razze in metallo verniciato Aval o nero goffrato;
 - Base centrale a cono girevole in metallo verniciato antracite goffrato o nero goffrato con meccanismo di ritorno;
 - Base a slitta in metallo verniciato goffrato o nero goffrato;
 - Base a cantilever in metallo verniciato goffrato o nero goffrato;
- Finiture e rivestimenti di collezione.

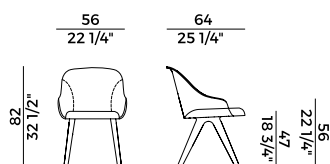
Chair and armchair with seat and back padded in fire retardant polyurethane foam. Available in two versions:

- with Ash wood or Canaletto Walnut detail.

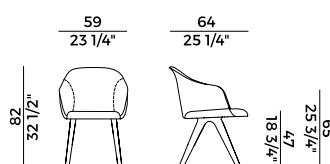
- fully padded seat.

Available with different bases:

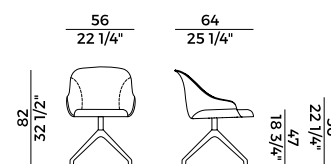
- Fixed version with base in ash wood or Canaletto walnut;
 - Four star swivel base in embossed Aval or black painted metal;
 - Central base with revolving cone in anthracite or black embossed painted metal with return mechanism;
 - Sled legs in anthracite or black embossed painted metal;
 - Cantilever base in anthracite or black embossed painted metal;
- Finishes and coverings as per collection.



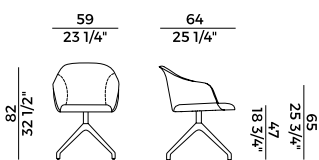
918
sedia \ chair



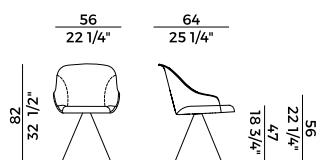
918/P
poltrona \ armchair



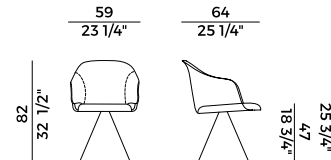
918/G
sedia girevole \ swivel chair



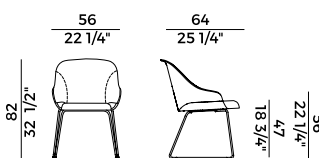
918/PG
poltrona girevole \ swivel armchair



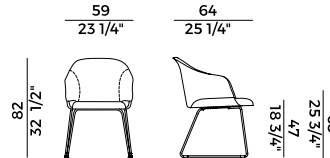
918/GC
sedia \ chair



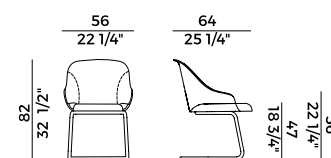
918/PGC
poltrona \ arm chair



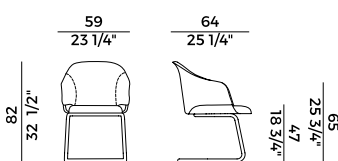
918/SL
sedia \ chair



918/PSL
poltrona \ armchair



918/U
sedia \ chair



918/PU
poltrona \ armchair

Collezione Lyz \

Lyz collection

Sedia e poltroncina con seduta e schienale imbottiti in poliuretano espanso ignifugo. In due versioni:

- con dettaglio in frassino o noce Canaletto.

- seduta tutta imbottita

Disponibili con le seguenti basi:

- Base fissa in frassino o noce Canaletto;
 - Base giravole quattro razze in metallo verniciato Aval o nero goffrato;
 - Base centrale a cono girevole in metallo verniciato antracite goffrato o nero goffrato con meccanismo di ritorno;
 - Base a slitta in metallo verniciato goffrato o nero goffrato;
 - Base a cantilever in metallo verniciato goffrato o nero goffrato;
- Finiture e rivestimenti di collezione.

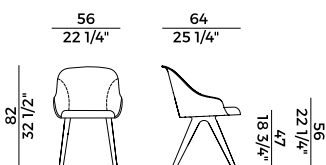
Chair and armchair with seat and back padded in fire retardant polyurethane foam. Available in two versions:

- with Ash wood or Canaletto Walnut detail.

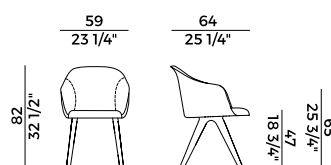
- fully padded seat.

Available with different bases:

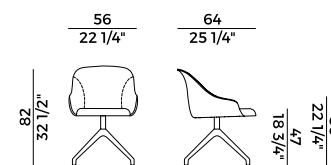
- Fixed version with base in ash wood or Canaletto walnut;
 - Four star swivel base in embossed Aval or black painted metal;
 - Central base with revolving cone in anthracite or black embossed painted metal with return mechanism;
 - Sled legs in anthracite or black embossed painted metal;
 - Cantilever base in anthracite or black embossed painted metal;
- Finishes and coverings as per collection.



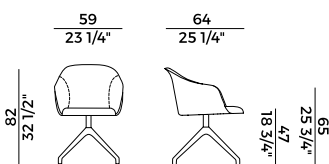
918/I
sedia \ chair



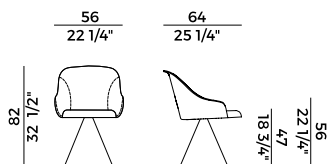
918/PI
poltrona \ armchair



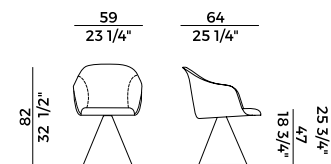
918/GI
sedia girevole \ swivel chair



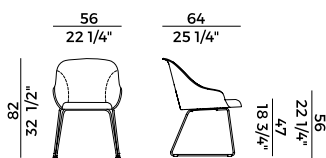
918/PGI
poltrona girevole \ swivel armchair



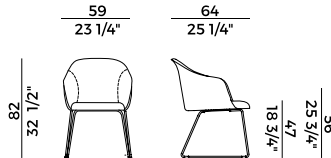
918/GCI
sedia girevole \ swivel chair



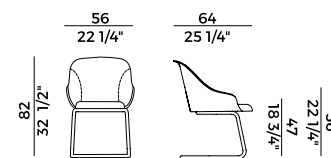
918/PGCI
poltrona girevole \ swivel armchair



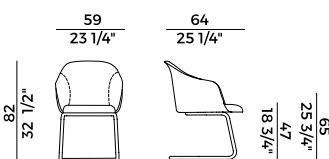
918/SLI
sedia \ chair



918/PSLI
poltrona \ armchair



918/UI
sedia \ chair



918/PUI
poltrona \ armchair

design — Mario Ferrarini



Lyz, 918/PUI
poltrona \ armchair

Elegante, versatile e dai dettagli impeccabili la collezione si amplia nuovamente proponendo le nuove varianti con basi in metallo e seduta tutta imbottita per una proposta dal look più informale ma allo stesso tempo accattivante. Disponibili nelle versioni sedia e poltroncina, le nuove Lyz imbottite permettono così di rispondere alle diverse necessità della clientela. Le linee sinuose e decise della scocca, personalizzabili con i tessuti e pelli di collezione, si combinano con le quattro basi: la versione girevole a razze, ideale in un ambiente di lavoro dall'atmosfera accogliente, la versione a cono girevole con meccanismo di ritorno, la cui pura bellezza emerge nella semplice geometria delle sue forme e le varianti con base cantilever e slitta, capaci di inserirsi nei più diversi contesti, da un ufficio ad una sala da pranzo.

Elegant, versatile and with impeccable details, the collection expands again offering new variants with metal bases and fully padded seat for a proposal with a more informal but at the same time more captivating look. Available in the chair and armchair versions, the new padded Lyz allows the company to respond to different costumers' needs.

Its sinuous and decisive lines, customizable with the fabrics and leathers as per collection, are combined with four bases: the four star swivel base, ideal in a work environment with a welcoming atmosphere, the swivel cone base with return mechanism, whose pure beauty emerges in the simple geometry of its forms, and the variants with cantilever base and sled legs' base, capable of being inserted in the most diverse contexts, from an office to a dining room.

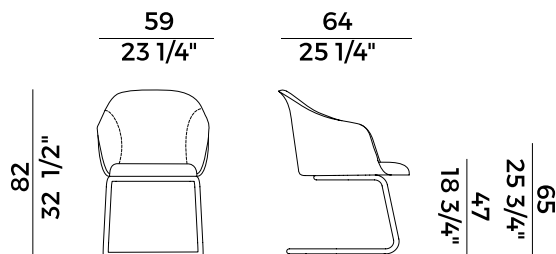
Informazioni tecniche \ *Technical information*

Descrizione tecnica \ *Technical description*



Poltrona con base cantilever in metallo verniciato antracite goffrato o nero goffrato. Seduta e schienale imbottiti in poliuretano espanso ignifugo. Finiture e rivestimenti di collezione.



Armchair with cantilever base in embossed anthracite or embossed black painted metal. Seat and back upholstered in fire retardant polyurethane foam. Finishes and coverings as per collection.


Dimensioni \ *Dimensions*



Consumi stoffe \ *Fabric and leather requirements*

FABRIC / LEATHER REQUIREMENTS			
		x1	x2
	H 140	ml 1,50	ml 3,00
	LEATHER	m ² 3,20	

FABRIC / LEATHER REQUIREMENTS			
		x1	x2
	H 140	yd 1,65	yd 3,30
	LEATHER	ft ² 34,50	

	PACKAGING
1 × box = m ³ 0,35	

Finiture \ *Finishes*

Finiture base \

Base finishes

Metallo \ *Metal*



Verniciato Antracite Goffrato \
Anthracite Embossed Lacquered



Nero Goffrato \
Embossed Black

Rivestimenti \

Coverings

Tessuto, ecopelle, pelle \ *Fabric, eco-leather, leather*



The mark of
responsible forestry
FSC® C120549

Request our FSC® certified products

Collezione Lyz \

Lyz collection

Sedia e poltroncina con seduta e schienale imbottiti in poliuretano espanso ignifugo. In due versioni:

- con dettaglio in frassino o noce Canaletto.

- seduta tutta imbottita

Disponibili con le seguenti basi:

- Base fissa in frassino o noce Canaletto;
 - Base giravole quattro razze in metallo verniciato Aval o nero goffrato;
 - Base centrale a cono girevole in metallo verniciato antracite goffrato o nero goffrato con meccanismo di ritorno;
 - Base a slitta in metallo verniciato goffrato o nero goffrato;
 - Base a cantilever in metallo verniciato goffrato o nero goffrato;
- Finiture e rivestimenti di collezione.

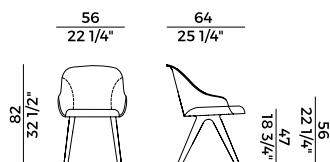
Chair and armchair with seat and back padded in fire retardant polyurethane foam. Available in two versions:

- with Ash wood or Canaletto Walnut detail.

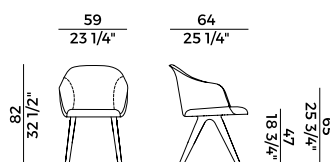
- fully padded seat.

Available with different bases:

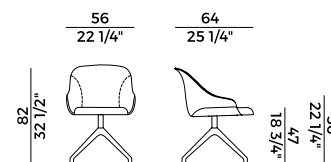
- Fixed version with base in ash wood or Canaletto walnut;
 - Four star swivel base in embossed Aval or black painted metal;
 - Central base with revolving cone in anthracite or black embossed painted metal with return mechanism;
 - Sled legs in anthracite or black embossed painted metal;
 - Cantilever base in anthracite or black embossed painted metal;
- Finishes and coverings as per collection.



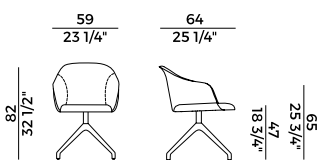
918
sedia \ chair



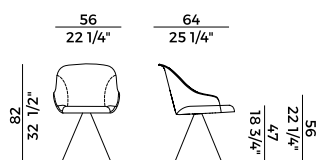
918/P
poltrona \ armchair



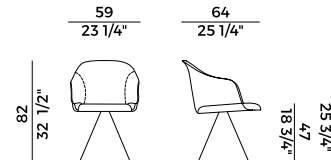
918/G
sedia girevole \ swivel chair



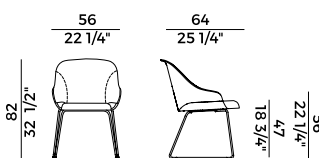
918/PG
poltrona girevole \ swivel armchair



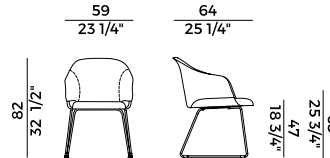
918/GC
sedia \ chair



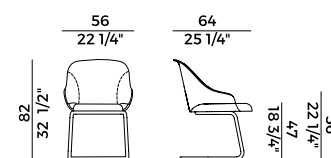
918/PGC
poltrona \ arm chair



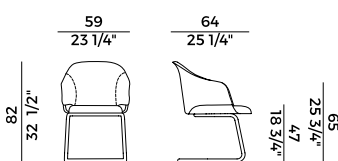
918/SL
sedia \ chair



918/PSL
poltrona \ armchair



918/U
sedia \ chair



918/PU
poltrona \ armchair

Collezione Lyz \

Lyz collection

Sedia e poltroncina con seduta e schienale imbottiti in poliuretano espanso ignifugo. In due versioni:

- con dettaglio in frassino o noce Canaletto.

- seduta tutta imbottita

Disponibili con le seguenti basi:

- Base fissa in frassino o noce Canaletto;
 - Base giravole quattro razze in metallo verniciato Aval o nero goffrato;
 - Base centrale a cono girevole in metallo verniciato antracite goffrato o nero goffrato con meccanismo di ritorno;
 - Base a slitta in metallo verniciato goffrato o nero goffrato;
 - Base a cantilever in metallo verniciato goffrato o nero goffrato;
- Finiture e rivestimenti di collezione.

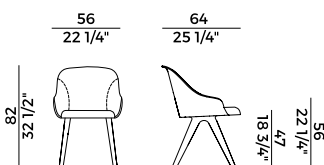
Chair and armchair with seat and back padded in fire retardant polyurethane foam. Available in two versions:

- with Ash wood or Canaletto Walnut detail.

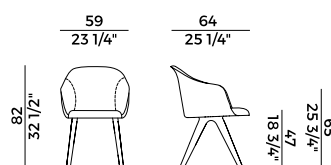
- fully padded seat.

Available with different bases:

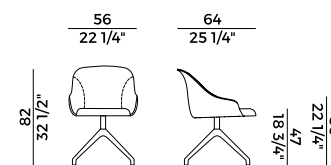
- Fixed version with base in ash wood or Canaletto walnut;
 - Four star swivel base in embossed Aval or black painted metal;
 - Central base with revolving cone in anthracite or black embossed painted metal with return mechanism;
 - Sled legs in anthracite or black embossed painted metal;
 - Cantilever base in anthracite or black embossed painted metal;
- Finishes and coverings as per collection.



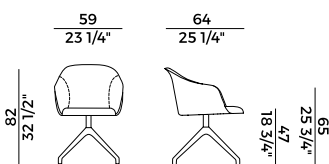
918/I
sedia \ chair



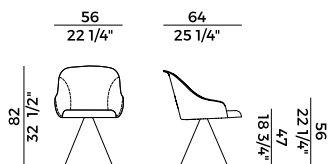
918/PI
poltrona \ armchair



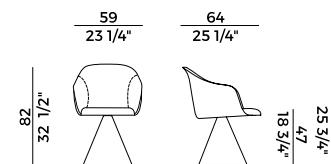
918/GI
sedia girevole \ swivel chair



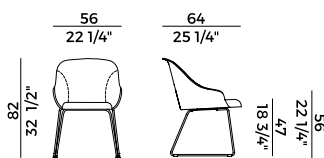
918/PGI
poltrona girevole \ swivel armchair



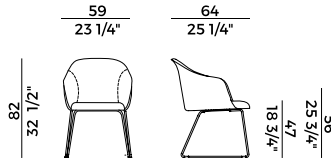
918/GCI
sedia girevole \ swivel chair



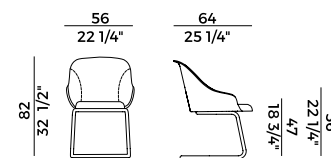
918/PGCI
poltrona girevole \ swivel armchair



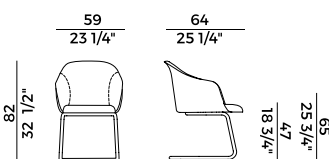
918/SLI
sedia \ chair



918/PSLI
poltrona \ armchair



918/UI
sedia \ chair



918/PUI
poltrona \ armchair