

# MODUS 1

CONSOLE | CONSOLE

Design G. Azzarello

2007



# MODUS 1

Design G. Azzarello

CONSOLE | CONSOLE

2007

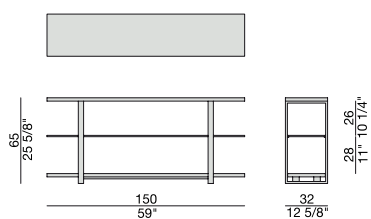
Console in frassino e cristallo temperato con struttura in metallo.

Console in ash and tempered glass with metal base.

Konsole aus Esche und ESG-Glas mit Metallgestell.

Console en frêne et verre trempé avec structure en métal.

Consola en fresno y cristal templado con estructura en metal.




## Essenze | Wood



FRASSINO NATURALE  
Natural Ash




FRASSINO  
Ash  
tinto/stained moka




FRASSINO  
Ash  
tinto/stained  
canaletta walnut



FRASSINO  
Ash  
tinto/stained wengé




FRASSINO  
Ash  
tinto/stained canapa




FRASSINO  
Ash  
tinto/stained caffè

## Laccato opaco poro aperto | Matt Lacquered open pore



BIANCO  
White  
(RAL 9016)



AVORIO  
Ivory  
(RAL 1013)



ARGILLA  
Argilla  
(RAL 7006)



PIOMBO  
Piombo  
(NCS S5005G20Y)




NERO  
Black  
(RAL 9005)




GRANATA  
Granata  
(NCS S4050Y90R)



PISTACCHIO  
Pistacchio  
(PANTONE 5825)



AVIO  
Avio  
(PANTONE 5415)




IRON  
Iron  
(RAL 7011)



CIOCCOLATO  
Chocolate  
(RAL 8019)

## Cristallo | Glass



FUMÉ  
Smoked

## Metallo | Metal



OTTONE BRONZATO  
SPAZZOLATO  
Brushed bronzed brass