


# TRU PENDANT HORIZONTAL

*Roberto Paoli*

Horizontal pendant lamp with double linear LED source. Body in extruded aluminum. Heads in injection molded blended polymeric material, with diffusers in opal metacrylate. Structure painted in matt white, matt black or titan grey. Available with uplight/downlight flood or total down. Dimmable.



## DOWN + DOWN LED

### LAMPING

Source	LINEAR LED
Total power	54W
Emission	DOWN +DOWN
Switching	dimming, push on board
Tension	120V
Color temperature	3000K
Luminous flux	3520lm (luminous output)
Typ CRI	85
Energy class	A+
IP class	20
Dimensions	3.5" x 4.3" x 68.9"
Materials	aluminum + pc + abs
Notes	metal cable length 9.8' , electrical cable length 16.4', push on board
Accessories	Lipari ring,
Net lamp weight	9,9 lbs

### Codes

TRU LWW 5C  
TRU LNN 5C  
TRU LDD 5C

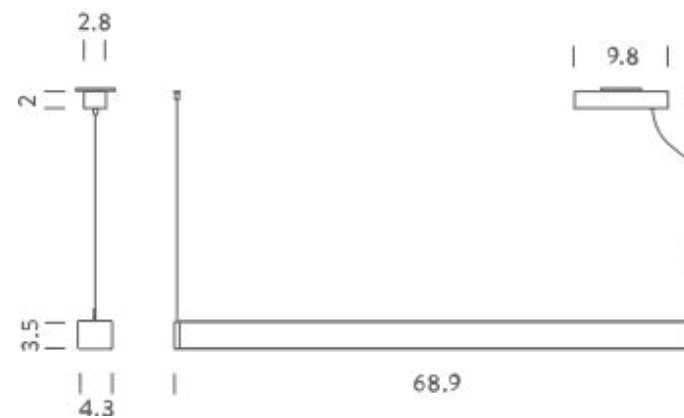
### Structure/Diffuser

white/white  
black/white  
titan grey/white

### PACKAGE

Package 01 Dimension: 8.7" x 6.3" x 74" inches / Net weight: 14,3 lbs

### Certificazioni



## UP + DOWN LED

### LAMPING

Source	LINEAR LED
Total power	54W
Emission	UP + DOWN
Switching	dimming, push on board
Tension	120V
Color temperature	3000K
Luminous flux	3520lm (luminous output)
Typ CRI	85
Energy class	A+
IP class	20
Dimensions	3.5" x 4.3" x 68.9"
Materials	aluminum + pc + abs
Notes	metal cable length 9.8' , electrical cable length 16.4', push on board
Accessories	Lipari ring,
Net lamp weight	9,9 lbs

### Codes

TRU LWW 5A  
TRU LNN 5A  
TRU LDD 5A

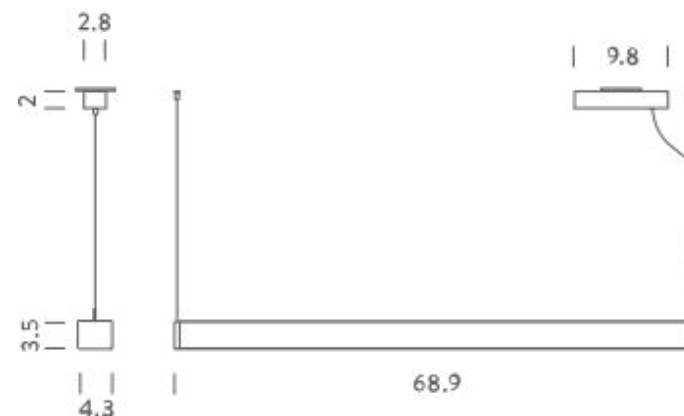
### Structure/Diffuser

white/white  
black/white  
titan grey/white

### PACKAGE

Package 01 Dimension: 8.7" x 6.3" x 74" inches / Net weight: 14,3 lbs

### Certificazioni



## DOWN + DOWN LED

### LAMPING

Source	LINEAR LED
Total power	54W
Emission	DOWN +DOWN
Switching	dimming, push on board
Tension	120V
Color temperature	2700K
Luminous flux	3520lm (luminous output)
Typ CRI	85
Energy class	A+
IP class	20
Dimensions	3.5" x 4.3" x 68.9"
Materials	aluminum + pc + abs
Notes	metal cable length 9.8' , electrical cable length 16.4', push on board
Accessories	Lipari ring,
Net lamp weight	9,9 lbs

### Codes

TRU LWW 57  
TRU LNN 57  
TRU LDD 57

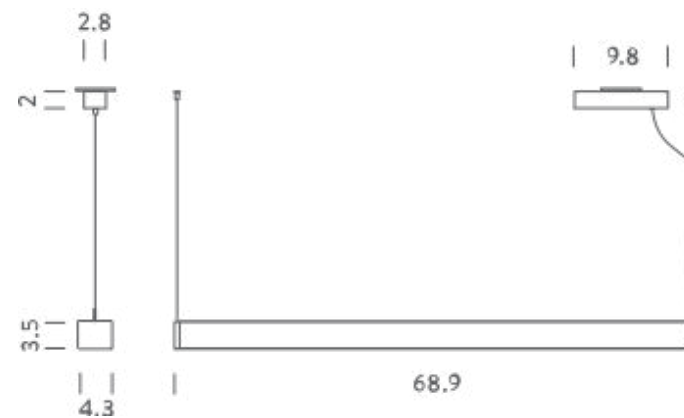
### Structure/Diffuser

white/white  
black/white  
titan grey/white

### PACKAGE

Package 01 Dimension: 8.7" x 6.3" x 74" inches / Net weight: 14,3 lbs

### Certificazioni



## UP + DOWN LED

### LAMPING

Source	LINEAR LED
Total power	54W
Emission	UP + DOWN
Switching	dimming, push on board
Tension	120V
Color temperature	2700K
Luminous flux	3520lm (luminous output)
Typ CRI	85
Energy class	A+
IP class	20
Dimensions	3.5" x 4.3" x 68.9"
Materials	aluminum + pc + abs
Notes	metal cable length 9.8' , electrical cable length 16.4', push on board
Accessories	Lipari ring,
Net lamp weight	9,9 lbs

### Codes

TRU LWW 55  
TRU LNN 55  
TRU LDD 55

### Structure/Diffuser

white/white  
black/white  
titan grey/white

### PACKAGE

Package 01      Dimension: 8.7" x 6.3" x 74" inches / Net weight: 14,3 lbs

### Certificazioni

