

# SOLEIL

Wall and ceiling lamp, widespread light. Triplex opal white glass with metal base and crystal edge. Mounts to standard 40 octagonal junction box.



## SMALL INCANDESCENT

---

### LAMPING

|             |               |
|-------------|---------------|
| Source      | 1 X 75W E26   |
| Total power | 1 X 75W       |
| Emission    | DIFFUSED      |
| Switching   | dimnable      |
| Tension     | 120V          |
| IP class    | 20            |
| Dimensions  | Ø 13" x 3.7"H |
| Materials   | glass + metal |
| Accessories | Lipari ring,  |

### Codes

SOLEIL S

### Structure/Diffuser

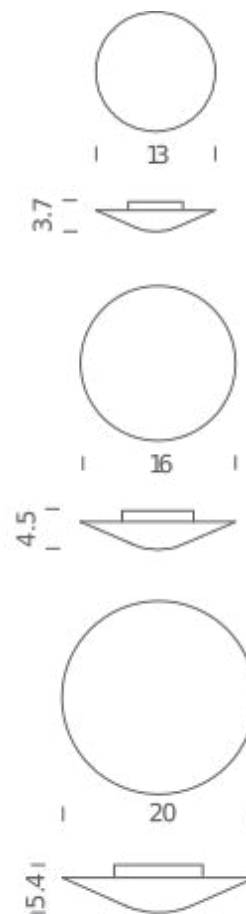
White/Opal White Glass, Crystal Edge

### PACKAGE

Package 01

Dimension: 16" x 16" x 8" inches / Net weight: 7 lbs

### Certificazioni



## MEDIUM INCANDESCENT

---

### LAMPING

|             |               |
|-------------|---------------|
| Source      | 2 X 75W E26   |
| Total power | 2 X75W        |
| Emission    | DIFFUSED      |
| Switching   | dimnable      |
| Tension     | 120V          |
| IP class    | 20            |
| Dimensions  | Ø 16" x 4.5"H |
| Materials   | glass + metal |
| Accessories | Lipari ring,  |

### Codes

SOLEIL M

### Structure/Diffuser

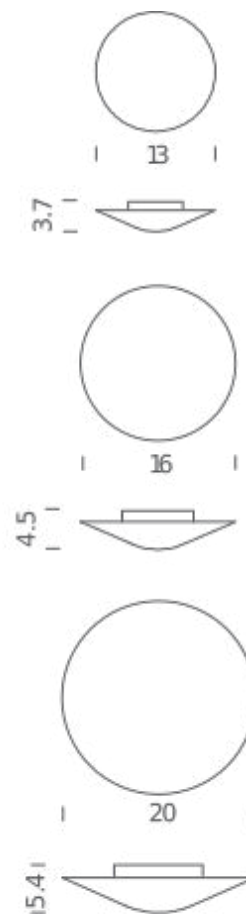
White/Opal White Glass, Crystal Edge

### PACKAGE

Package 01

Dimension: 19" x 19" x 15" inches / Net weight: 13 lbs

### Certificazioni



# LARGE INCANDESCENT

## LAMPING

|             |               |
|-------------|---------------|
| Source      | 2 X 75W E26   |
| Total power | 2 X 75W       |
| Emission    | DIFFUSED      |
| Switching   | dimmable      |
| Tension     | 120V          |
| IP class    | 20            |
| Dimensions  | Ø 20" x 5.4"H |
| Materials   | glass + metal |
| Accessories | Lipari ring,  |

## Codes

SOLEIL L

## Structure/Diffuser

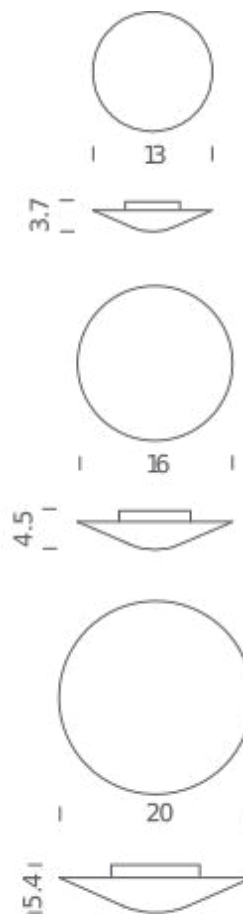
White/Opal White Glass, Crystal Edge

## PACKAGE

Package 01

Dimension: 24" x 24" x 19" inches / Net weight: 20 lbs

## Certificazioni



# SMALL LED

## LAMPING

|                   |   |
|-------------------|---|
| Source            | 15W, 1260 LM, 3045K   |
| Total power       | 15W   |
| Emission          | DIFFUSED  |
| Switching         | Triac wall dimming switch; Recommended dimmer: Lutron<br>Toggler C-L, Part No. TGCL-153PH |
| Tension           | 120V  |
| Color temperature | 3045K   |
| Luminous flux     | 1260 LM   |
| Typ CRI           | 85  |
| IP class          | 20  |
| Dimensions        | Ø 13" x 3.7"H   |
| Materials         | glass + metal   |
| Accessories       | Lipari ring,  |

## Codes

SOLEIL S LED

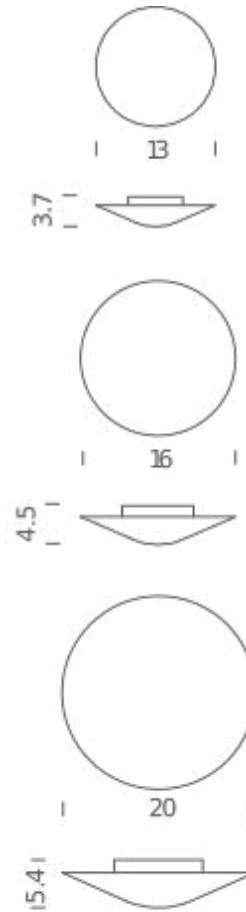
## Structure/Diffuser

White/Opal White Glass, Crystal Edge

## PACKAGE

Package 01 Dimension: 16" x 16" x 8" inches / Net weight: 7 lbs

## Certificazioni



## MEDIUM LED

---

### LAMPING

|                   |   |
|-------------------|---|
| Source            | 15W, 1325 LM, 3045K   |
| Total power       | 15W   |
| Emission          | DIFFUSED  |
| Switching         | Triac wall dimming switch; Recommended dimmer: Lutron<br>Toggler C-L, Part No. TGCL-153PH |
| Tension           | 120V  |
| Color temperature | 3045K   |
| Luminous flux     | 1325 LM   |
| Typ CRI           | 85  |
| IP class          | 20  |
| Dimensions        | Ø 16" x 4.5"H   |
| Materials         | glass + metal   |
| Accessories       | Lipari ring,  |

### Codes

SOLEIL M LED

### Structure/Diffuser

White/Opal White Glass, Crystal Edge

### PACKAGE

Package 01 Dimension: 19" x 19" x 15" inches / Net weight: 13 lbs

### Certificazioni

