

CROWN WALL

Jehs + Laub

Wall lamps, with modular structure in die-casted aluminum and sandblasted glass diffusers. Structure in aluminum and available in different versions: hand polished glossy, gold plated, or painted in matt white, matt black or gold.



HALO/LED

LAMPING

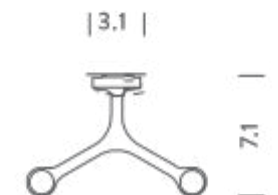
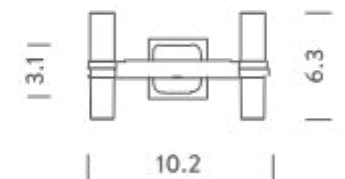
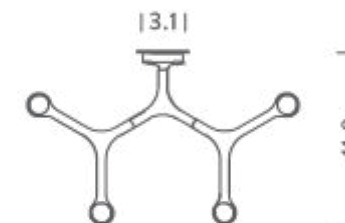
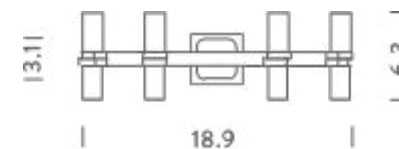
Source	HALOPIN G9 QT-14
Total power	2 x 60W
Emission	DIFFUSED
Switching	dimnable, according to bulb
Tension	120V
IP class	20
Dimensions	10.2" x 7.1" x 6.3"
Materials	aluminum + glass
Notes	bulb included: G9 Halo, available G9 LED kit NEMO
Accessories	Lipari ring,
Net lamp weight	3,1 lbs

Codes

CRO HLW 31	polished/white
CRO HWW 31	white/white
CRO HNW 31	black/white
CRO HGW 31	gold/white
CRO HOW 31	gold plated/white
CRO HPW 31	back plated/white

PACKAGE

Package 01	Dimension: 15"x21"x 6.3" inches / Gross weight: 4 lbs
------------	---



HALO/LED

LAMPING

Source	HALOPIN G9 QT-14
Total power	4 x 60W
Emission	DIFFUSED
Switching	dimnable, according to bulb
Tension	120V
IP class	20
Dimensions	18.9" x 11.8" x 6.3"
Materials	aluminum + glass
Notes	bulb included: G9 Halo, available G9 LED kit NEMO
Accessories	Lipari ring,
Net lamp weight	3,1 lbs

Codes

CRO HLW 32
CRO HWW 32
CRO HNW 32
CRO HGW 32
CRO HOW 32
CRO HPW 32

Structure/Diffuser

polished/white
white/white
black/white
gold/white
gold plated/white
back plated/white

PACKAGE

Package 01

Dimension: 15"x 21"x 6.3" inches / Gross weight: 4 lbs

