

# OVER

CASTIGLIA ASSOCIATI



The freedom of composition **Over** enables the design of broader spans as long as 2200 mm, asymmetrical geometries able to lighten the visual perception by breaking free of the concept of a pure day system and, in support, the horizontal electrified woodwork creates an integrated lighting system. Finishes give an extra special touch and a truly personalization: wood, tecno-marble, tecno-metal, glass and leather are combined in an exceptional material and colours balance that displays – at every combination – a new **Over**.

## TYPE / SYSTEMS

### TECHNICAL DESCRIPTION

***Over** is a modular system of units 380mm. (15") deep available in 7 widths and 2 heights. Back panels th. 25mm (1") available in different finishes that can be overlapped through aluminum trims system, patented by MisuraEmme, integrated with a recessed lighting system.*

#### **Side Panels - Bases - Wooden Shelves**

*Panel th.38mm (1 4/8") in poplar blockboard with three crisscrossed layers and two surface layers of MDF panel th.38mm (1 4/8").*

#### **Side Panels**

*Option of inserts in different finishes to be matched to the back ones, fitted through flush channeling groove system, equipped with adjustable feet.*

#### **Back panels**

*Wood particleboard panels in class E1 th.25mm (1") matt lacquer or wood finish or to be matched as follows wood and wood / tecnomarble and wood / glass and wood.*

#### **Leather shelves th.38mm (1 4/8")**

*Trapezoid shaped aluminum draw-plate structure with aluminum side covers, coated completely in smooth*

**MisuraEmme®**

leather. Fitting to the back panel through aluminum trims, patented by MisuraEmme, included recessed Led lighting cables system. Led.

**Drawers**

External structure covered in tecnomarble, glass or matt lacquer. Internal structure in wood particleboard panels melamine Primo Fiore with totally pull-out guides. Drawer with under protruding opening.

**Hinged doors / flap down doors th.22mm (7/8")**

Hinged doors with push-pull opening. Flap down doors with over protruding opening. Aluminum frame in gun metal or titanium that can be matched with:

- wooden panel th.6mm (2/8") in matt lacquer or veneer
- glass panel th.4mm (1/8") rear varnished or transparent
- tecnomarble th.6mm (2/8")

**Finishings**

Side panels, bases and wooden selves: matt lacquer / wood.

Side panels inserts: matt lacquer / glass / mirror / tecnomarble.

Back panels: matt lacquer / wood, can be matched with matt lacquer / glass / mirror / tecnomarble.

Smooth leather selves.

Hinged doors and flap down doors "Narcisse Day": aluminum frame can be matched with wood / glass / tecnomarble.

# DESIGNER

## CASTIGLIA ASSOCIATI

**Sergio Castiglia** with **Marinella Santarelli** and **Maria Tiziana Tazza** have been creating, developing projects and promoting activities in the fields of design and architecture for more than thirty years, and their projects have contributed to the creation of Italian Style. The Studio's professional competence and heterogeneous experiences have built up a work-team able to deal with creative scenarios and manufacturing sites dedicated to the research of contents and aesthetics of the present. In these past few years, the Studio's working method has been subject to considerable changes, both because of the evolution of computer systems with consequent new graphic representation techniques, and the need to interpret the project as a whole, from its initial concept through its very communication. Successful relations in art direction have been established with several companies, thus enabling the designers to oversee the various project stages and therefore ensure a better product quality. Many are the successful products designed in these years, which have received mentions and won awards in exhibitions and fairs of various sectors. Since 2010 several collaborations abroad have begun functioning (Russia, Oman, Qatar and China) with important companies in the field of design and architecture.



# STRUCTURE / SHELVES FINISHINGS

## MATT LACQUERED



01 Gesso

8B Caolino

9G Ostrica

6B Grigio  
Pietra

14 Nero

02 Talco

9F Sand

4G Argilla

8C  
Cappuccino5B Grigio  
Lava

72 Sabbia

8A Beige

9T Toffee

93 Melange

13 Sepia

09 Wengè



81 Fuoco

94 Marsala

95 Ruggine

8S Giallo


9B Senape

98 Oliva

9H Petrolio

9E Deep Blu

## MELAMINE

877  
Ambience

866 Cenere

878 Elm  
tranchè

853 Tabacco

841 Metallic  
Champagne842 Metallic  
Dark Bronze840 Metallic  
Graphite

## MATT VENEERS



50 Cenere

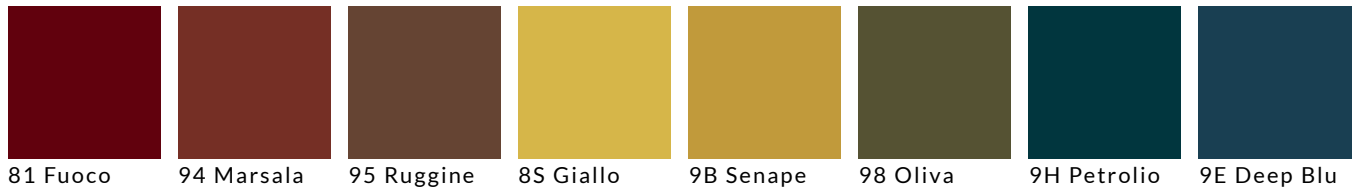


53 Elm grey

51 Black oak




66 Tabacco

# SIDE PANEL / BACK PANEL INSERTS FINISHINGS

## MATT LACQUERED



## VARNISHED GLASS



## MIRRORS



V07  
Naturale



V16 Fumè



V08 Bronzo

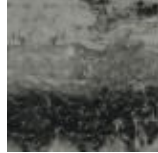
## TECNO-MARBLE



T01  
Calacatta  
Smooth Grey  
vein Matt



T02  
Calacatta  
Oro Glossy



T03 Dream  
Arabesque  
Glossy



T05 Sahara  
Noir Glossy

# ALUMINIUM SHELF FINISHINGS

## METALS



531  
Verniciato  
Dark Bronze

537  
Varnished  
antiqued  
Brass

535  
Varnished  
antiqued  
Dark Bronze

536  
Varnished  
antiqued  
Graphite

## SMOOTH LEATHERS



H38 Sabbia

H36  
Camoscio

H3F Muschio

H71 Testa di  
Moro

H3E Grigio  
Caldo

H35 Grigio  
Chiaro

H08 Asfalto

H26  
Antracite



H3B Cuoio

H31  
Naturale

H3A  
Terracotta

H34 Fango

H32 Taupè

H73 Nero

# DRAWER FINISHINGS

## MATT LACQUERED



## VARNISHED GLASS





## MIRRORS



V07  
Naturale



V16 Fumè



V08 Bronzo

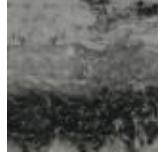
## TECNO-MARBLE



T01  
Calacatta  
Smooth Grey  
vein Matt



T02  
Calacatta  
Oro Glossy



T03 Dream  
Arabesque  
Glossy



T05 Sahara  
Noir Glossy

# DOORS FINISHINGS

## MATT LACQUERED



## VARNISHED GLASS



## TRANSPARENT GLASS



V00  
Naturale



V05 Fumé



V01 Bronzo

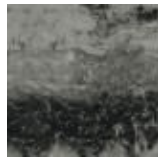
## TECNO-MARBLE



T01  
Calacatta  
Smooth Grey  
vein Matt



T02  
Calacatta  
Oro Glossy



T03 Dream  
Arabesque  
Glossy



T05 Sahara  
Noir Glossy

## MATT VENEERS



50 Cenere



53 Elm grey




51 Black oak

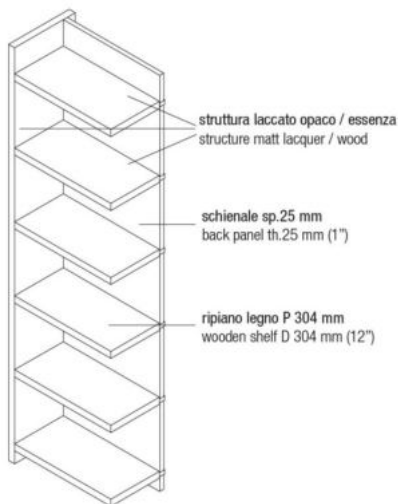


66 Tobacco

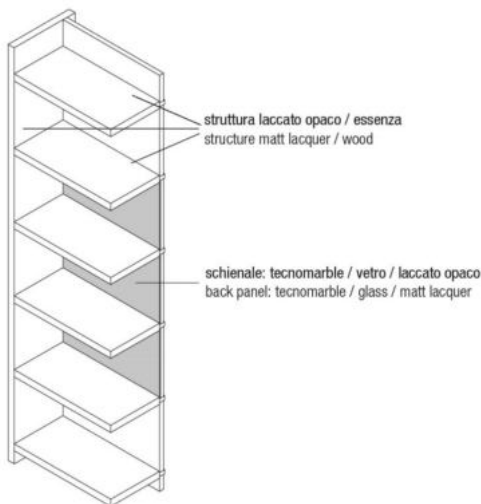
# DIMENSIONS



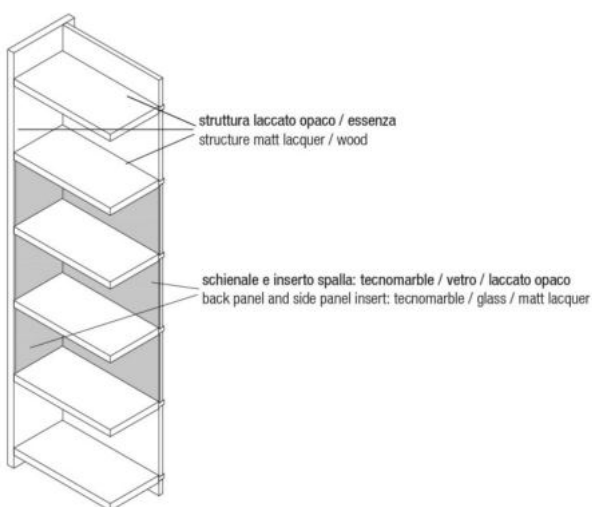
MODULO SENZA INSERTI  
UNIT WITHOUT INSERTS



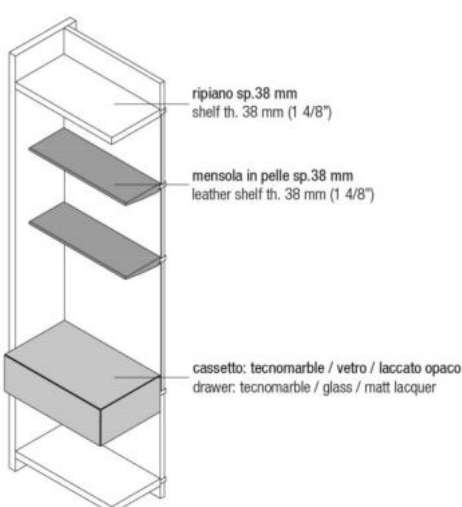
MODULO CON SCHIENALE ACCOPPIATO  
UNIT WITH BACK PANEL INSERT



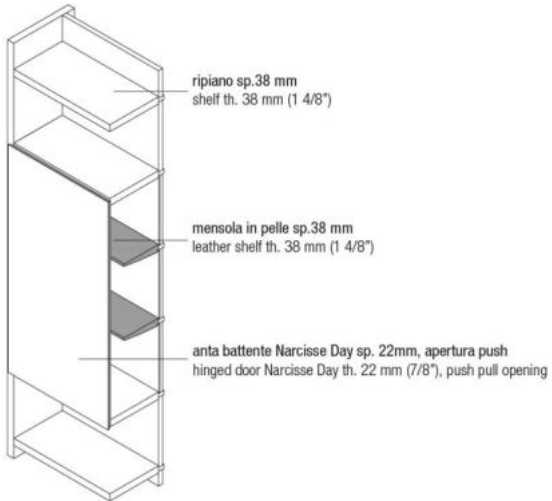
MODULO CON SCHIENALE ACCOPPIATO E INSERTO SULLA SPALLA  
UNIT WITH BACK PANEL AND SIDE PANEL INSERTS



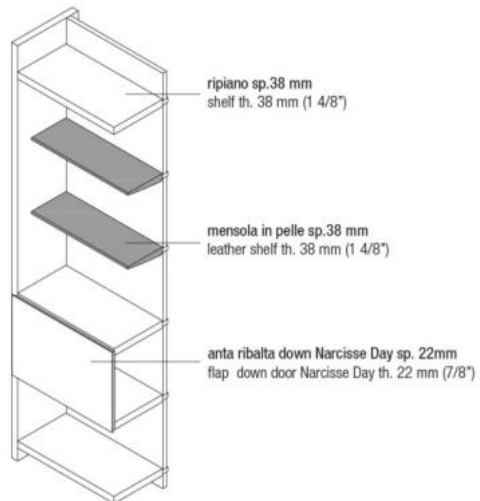
MODULO CON CASSETTO  
UNIT WITH DRAWER



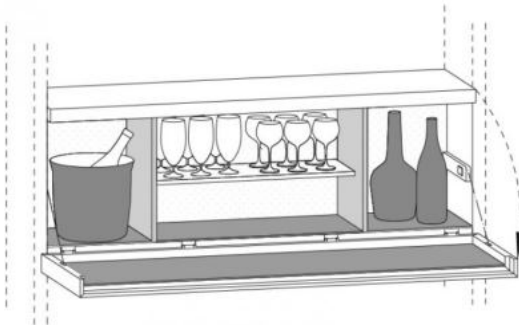
**MODULO CON ANTA BATTENTE**  
UNIT WITH HANGING DOOR



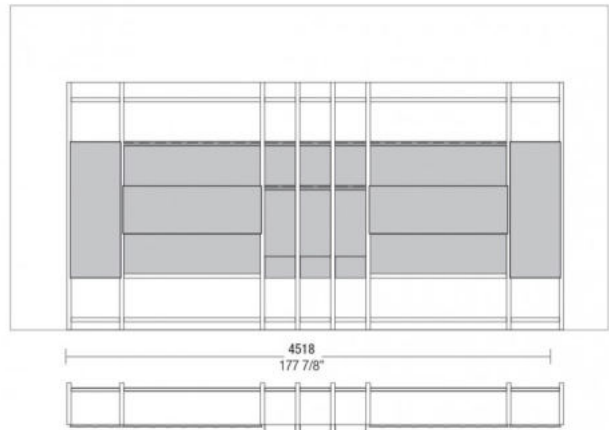
**MODULO CON ANTA RIBALTA DOWN**  
UNIT WITH FLAP DOWN DOOR



**ATTREZZATURA BAR PER ANTA RIBALTA DOWN**  
ACCESSORIES FOR FLAP DOWN BAR UNIT



Esempio composizione / Composition example  
Over H 2255mm / H 88 6/8"



Esempio composizione / Composition example  
Over H 2655mm / H 104 4/8"

