

LASVIT Technical Sheet

SPIN COLLECTION

DESIGNER: Lucie Koldová

YEAR OF DESIGN: 2014

MATERIAL: Hand Blown Bohemian Crystal Glass

Spin light's expression of dynamics is based on a simple rotational form resembling a child's toy known as the spinning top or the silhouettes of whirling dervishes. Clear transparent lamps with a classy metal tops featured in minimal graphical character. Hand blown glass with metal tops finished in various materials and colors.



PACKAGING

Spin S

Size: 440 × 440 × 410 mm

Total weight: 7 kg

Pallet 1200 × 800 × 1200 mm: 8 pcs

Spin L

Size: 565 × 565 × 455 mm

Total weight: 10 kg

Pallet 1200 × 800 × 1200 mm: 6 pcs

Spin M

Size: 440 × 440 × 410 mm

Total weight: 8 kg

Pallet 1200 × 800 × 1200 mm: 8 pcs



LASVIT Technical Sheet

SPIN COLLECTION

TECHNICAL DETAILS SPIN S M L

Type	CE	UL
Light source Spin S	1 × LED E27 T I 3W, 2200K Lm 240 CRI 95	1 × LED E26 T I, 3W, 2200K Lm 180 CRI 95 dimmable
Spin M L	1 × LED E27 Plumen NT 4,5W, 2700K Lm 365 CRI 90 dimmable	
Input voltage	220–240V, 50/60Hz	120V/60Hz
Rated power	4,5W	3W
Cord color	black textile cord with safety wire	
Cord length	2000mm/78¾", longer cord is available, contact your sale person	
Canopy color	black matt, nickel plated, polished brass, red copper plated	
Prot. rating	IP 20	
Safety class	CLASS I	

LASVIT Technical Sheet

SPIN COLLECTION

TECHNICAL DETAILS

SPIN S M WALLSCONCE, CEILINGSCONCE


Type	CE	UL
Light source Spin S Wallsconce Ceilingsconce	1 × LED E27, 4,5W 2700K Lm 365 CRI 90 dimmable	1 × LED E26 T I, 3W, 2200K Lm 240 CRI 95 dimmable
Input voltage	220V – 240V/50Hz – 60Hz	120V/60Hz
Rated power	4,5W	3W
Prot. rating	IP 20	
Safety class	CLASS I	

LASVIT Technical Sheet

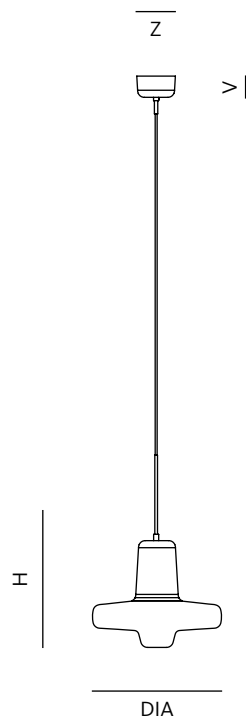
SPIN COLLECTION

TECHNICAL DRAWING


Spin S



Spin M



Spin L



Name	Dia (mm/inch)	H1 – glass H2 – glass with pipe + L (mm/inch)	Z (mm/inch)	V (mm/inch)
Spin S	330/13"	H1 – 305/12" H2 – 525/20 ¹ / ₁₆ "	113/4 ⁷ / ₁₆ "	63/2 ¹ / ₂ "
Spin M	380/14 ¹⁵ / ₁₆ "	H1 – 330/13" H2 – 551/21 ⁵ / ₈ "	113/4 ⁷ / ₁₆ "	63/2 ¹ / ₂ "
Spin L	430/16 ¹⁵ / ₁₆ "	420/16 ⁹ / ₁₆ "	113/4 ⁷ / ₁₆ "	63/2 ¹ / ₂ "

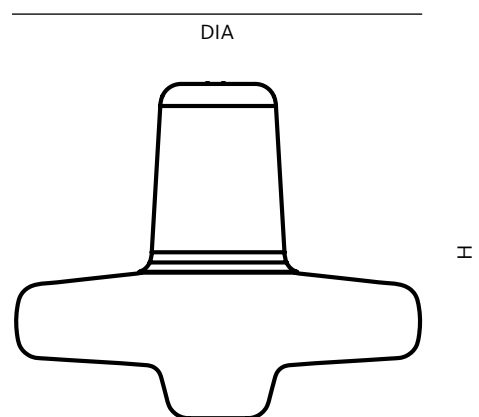
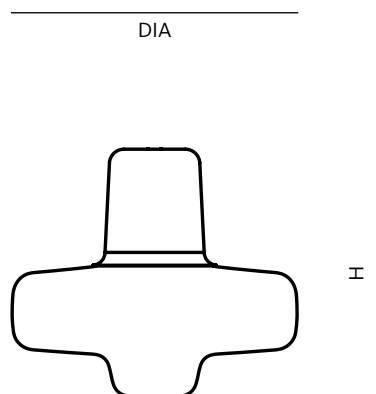
LASVIT Technical Sheet

SPIN COLLECTION

TECHNICAL DRAWING

Spin S Wallsconce, Ceilingsconce

Spin M Wallsconce, Ceilingsconce



Name	Dia (mm/inch)	H + L (mm/inch)	Z (mm/inch)	V (mm/inch)
Spin S Wallsconce Ceilingsconce	330/13"	210/8¼"	157/6¾"	63/2½"
Spin M Wallsconce Ceilingsconce	380/14¹⁵⁄₁₆"	200/7⅞"	157/6¾"	63/2½"

LASVIT Technical Sheet

Name	Surface finish	Item ID – CE	Item ID – UL	Weight (approx.)
Spin S	laquered – RAL 9005 – black matt	CL012PA- 2CE00-0111S1	CL012PA- 2UL00-0111S1	7kg/15lb
Spin S	polished brass	CL012PA- 2CE00-0113S1	CL012PA- 2UL00-0113S1	7kg/15lb
Spin S	nickel plated – glossy	CL012PA- 2CE00-0119S1	CL012PA- 2UL00-0119S1	7kg/15lb
Spin S	copper plated	CL012PA- 2CE00-0104S1	CL012PA- 2UL00-0104S1	7kg/15lb
Spin M	laquered – RAL 9005 – black matt	CL012PB- 2CE00-0111S1	CL012PB- 2UL00-0111S1	8kg/18lb
Spin M	polished brass	CL012PB- 2CE00-0113S1	CL012PB- 2UL00-0113S1	8kg/18lb
Spin M	nickel plated – glossy	CL012PB- 2CE00-0119S1	CL012PB- 2UL00-0119S1	8kg/18lb
Spin M	copper plated	CL012PB- 2CE00-0104S1	CL012PB- 2UL00-0104S1	8kg/18lb
Spin L	laquered – RAL 9005 – black matt	CL012PC- 2CE00-0111S1	CL012PB- 2UL00-0104S1	10kg/22lb
Spin L	polished brass	CL012PC- 2CE00-0113S1	CL012PC- 2UL00-0113S1	10kg/22lb
Spin L	nickel plated – glossy	CL012PC- 2CE00-0119S1	CL012PC- 2UL00-0119S1	10kg/22lb

LASVIT Technical Sheet

Name	Surface finish	Item ID – CE	Item ID – UL	Weight (approx.)
Spin L	copper plated	CL012PC- 2CE00-0104S1	CL012PC- 2UL00-0104S1	10kg/22lb
Spin S Wallsconce Ceilingsconce	laquered black matt 9005	CL012WA- 2CE00-0111S1	CL012WA- 2UL00-0111S1	4,7kg/10,3lb
Spin S Wallsconce Ceilingsconce	polished brass	CL012WA- 2CE00-0113S1	CL012WA- 2UL00-0113S1	4,7kg/10,3lb
Spin S Wallsconce Ceilingsconce	nickel plated glossy	CL012WA- 2CE00-0119S1	CL012WA- 2UL00-0119S1	4,7kg/10,3lb
Spin S Wallsconce Ceilingsconce	cooper plated	CL012WA- 2CE00-0104S1	CL012WA- 2UL00-0104S1	4,7kg/10,3lb
Spin M Wallsconce Ceilingsconce	laquered black matt 9005	CL012WB- 2CE00-0111S1	CL012WB- 2UL00-0111S1	6,2kg/13,6lb
Spin M Wallsconce Ceilingsconce	polished brass	CL012WB- 2CE00-0113S1	CL012WB- 2UL00-0113S1	6,2kg/13,6lb
Spin M Wallsconce Ceilingsconce	nickel plated glossy	CL012WB- 2CE00-0119S1	CL012WB- 2UL00-0119S1	6,2kg/13,6lb
Spin M Wallsconce Ceilingsconce	cooper plated	CL012WB- 2CE00-0104S1	CL012WB- 2UL 00-0104S1	6,2kg/13,6lb

LASVIT Technical Sheet

**EACH LASVIT COLLECTION IS UNIQUE BECAUSE IT IS COMPLETELY HANDCRAFTED.
TINY BUBBLES AND OTHER IRREGULARITIES MAY OCCUR DUE TO THE NATURE
OF THE HIGH QUALITY GLASS-BLOWING TECHNIQUE**