

H E A T H F I E L D & C O

PRODUCT SPECIFICATION SHEET

Table Lamp | AMELIA MEDIUM ANTIQUE

LAMP BASE

Material: Glass
Finish shown: Antique
Metalwork: Antique Brass
Code: TL-AMEL-ABRS-ANTI-MED

LAMPSHADE AS SHOWN

14" Roman Drum Chocolate Satin
Shade code: SH-14-RMDR
Shade lining: Prosecco PVC

FLEX

1.5 metres of Black twisted flex. Alternative colours can be specified from our collection.

SWITCHING & PLUG

Black 13 AMP UK plug & inline switch.
Alternative plug types available.

BASE WEIGHT

3.4 kg approx.

LAMPING

1 x E27 Lampholder - 60W max. LED bulb recommended.

WARRANTY

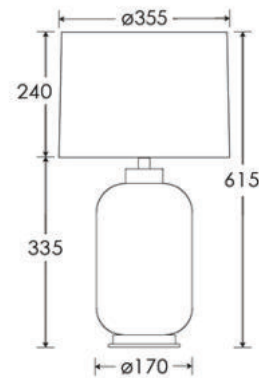
12 Months

FINISHING NOTE

All our glasswork is hand blown and will vary from piece to piece - variations in form and proportion. Colour formation, pattern and finishing details are unique to each lamp and it is part of the charm that no two products are exactly the same.

CLEANING INSTRUCTIONS

The finishes on this luminaire only require regular cleaning with a soft dry duster. Abrasive or chemical cleaners may harm the finish and should not be used. Shade to be dusted with a clean dry cloth.



Dimensions in mm and approximate

H&C

Decorative lighting
for beautiful spaces

www.heathfield.co.uk | + 44 (0) 1732 350450 | sales@heathfield.co.uk

Unit 1, Priory Road, Tonbridge, Kent, TN9 2AF, United Kingdom

H E A T H F I E L D & C O

PRODUCT SPECIFICATION SHEET

Table Lamp | AMELIA MEDIUM MIDNIGHT

LAMP BASE

Material: Glass
Finish shown: Midnight
Metalwork: Antique Brass
Code: TL-AMEL-ABRS-MIDN-MED

LAMPSHADE AS SHOWN

14" Roman Drum Praline Satin
Shade code: SH-14-RMDR
Shade lining: White PVC

FLEX

1.5 metres of Black twisted flex. Alternative colours can be specified from our collection.

SWITCHING & PLUG

Black 13 AMP UK plug & inline switch.
Alternative plug types available.

BASE WEIGHT

3.4 kg approx.

LAMPING

1 x E27 Lampholder - 60W max. LED bulb recommended.

WARRANTY

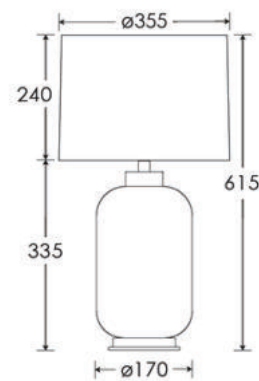
12 Months

FINISHING NOTE

All our glasswork is hand blown and will vary from piece to piece - variations in form and proportion. Colour formation, pattern and finishing details are unique to each lamp and it is part of the charm that no two products are exactly the same.

CLEANING INSTRUCTIONS

The finishes on this luminaire only require regular cleaning with a soft dry duster. Abrasive or chemical cleaners may harm the finish and should not be used. Shade to be dusted with a clean dry cloth.



Dimensions in mm and approximate

H&C

Decorative lighting
for beautiful spaces

www.heathfield.co.uk | + 44 (0) 1732 350450 | sales@heathfield.co.uk

Unit 1, Priory Road, Tonbridge, Kent, TN9 2AF, United Kingdom

HEATHFIELD & CO

PRODUCT SPECIFICATION SHEET

Table Lamp | AMELIA MEDIUM EMERALD

LAMP BASE

Material: Glass
Finish shown: Emerald
Metalwork: Antique Brass
Code: TL-AMEL-ABRS-EMER-MED

LAMPSHADE AS SHOWN

14" Roman Drum Praline Satin
Shade code: SH-14-RMDR
Shade lining: White PVC

FLEX

1.5 metres of Black twisted flex. Alternative colours can be specified from our collection.

SWITCHING & PLUG

Black 13 AMP UK plug & inline switch.
Alternative plug types available.

BASE WEIGHT

3.4 kg approx.

LAMPING

1 x E27 Lampholder - 60W max. LED bulb recommended.

WARRANTY

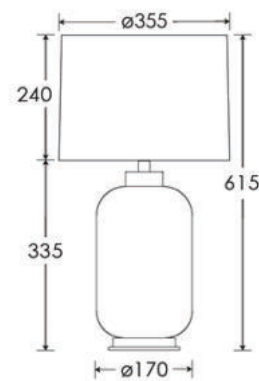
12 Months

FINISHING NOTE

All our glasswork is hand blown and will vary from piece to piece - variations in form and proportion. Colour formation, pattern and finishing details are unique to each lamp and it is part of the charm that no two products are exactly the same.

CLEANING INSTRUCTIONS

The finishes on this luminaire only require regular cleaning with a soft dry duster. Abrasive or chemical cleaners may harm the finish and should not be used. Shade to be dusted with a clean dry cloth.



Dimensions in mm and approximate

H&CO

Decorative lighting
for beautiful spaces

www.heathfield.co.uk | + 44 (0) 1732 350450 | sales@heathfield.co.uk

Unit 1, Priory Road, Tonbridge, Kent, TN9 2AF, United Kingdom