

RAW 280cm DINING TABLE



WIDTH	94cm - 104cm / 37" - 41"
LENGTH	280cm / 110"
HEIGHT	74cm / 29"
PRODUCT WEIGHT	109kg / 240lb
CBM / CCF	1.1m ³ / 38.33ft ³
DESIGNER	Henrik Pedersen
ASSEMBLY	Required
SEATING CAPACITY	10

ITEM NUMBERS

101742 : Meteor Frame / Buffed Teak Finish / Contour Cut Edge
101743 : Meteor Frame / Buffed Teak Finish / Sap Wood Edge
101750 : Meteor Frame / Natural Teak Finish / Contour Cut Edge
101751 : Meteor Frame / Natural Teak Finish / Sap Wood Edge

MATERIALS
 Powder coated aluminium frame. 50mm thick raw teak table top. Natural or buffed teak finish. Sap wood or contour cut edge profile. Without parasol hole. Protective cover included. Any natural checks and splits in the table top are re-enforced with a brass "butterfly" insert to prevent them extending too far into the wood.

WARRANTY / MAINTENANCE
 See gloster.com for warranty terms & maintenance instructions.

NOTES
 Width of table can vary from 94cm - 104cm. Tables with sap wood edge profile should only be used indoors or in a well protected area.

FRAME COLOURS


TEAK FINISHES

EDGE PROFILES


(TEXTURED)
METEOR




NATURAL
TEAK FINISH



BUFFED
TEAK FINISH



SAP WOOD
EDGE



CONTOUR
CUT EDGE





RAW 350cm DINING TABLE



WIDTH	94cm - 104cm / 37" - 41"
LENGTH	350cm / 138"
HEIGHT	74cm / 29"
PRODUCT WEIGHT	136.5kg / 301lb
CBM / CCF	1.2m ³ / 42.72ft ³
DESIGNER	Henrik Pedersen
ASSEMBLY	Required
SEATING CAPACITY	12

ITEM NUMBERS
101744 : Meteor Frame / Buffed Teak Finish / Contour Cut Edge
101745 : Meteor Frame / Buffed Teak Finish / Sap Wood Edge
101752 : Meteor Frame / Natural Teak Finish / Contour Cut Edge
101753 : Meteor Frame / Natural Teak Finish / Sap Wood Edge

MATERIALS

Powder coated aluminium frame. 50mm thick raw teak table top. Natural or buffed teak finish. Sap wood or contour cut edge profile. Without parasol hole. Protective cover included. Any natural checks and splits in the table top are re-enforced with a brass "butterfly" insert to prevent them extending too far into the wood.

WARRANTY / MAINTENANCE

See gloster.com for warranty terms & maintenance instructions.

NOTES

Width of table can vary from 94cm - 104cm. Tables with sap wood edge profile should only be used indoors or in a well protected area.

FRAME COLOURS


TEAK FINISHES

EDGE PROFILES


(TEXTURED)
METEOR



NATURAL
TEAK FINISH



BUFFED
TEAK FINISH



SAP WOOD
EDGE



CONTOUR
CUT EDGE





RAW 350cm DINING TABLE



WIDTH	94cm - 104cm / 37" - 41"
LENGTH	350cm / 138"
HEIGHT	74cm / 29"
PRODUCT WEIGHT	136.5kg / 301lb
CBM / CCF	1.2m ³ / 42.72ft ³
DESIGNER	Henrik Pedersen
ASSEMBLY	Required
SEATING CAPACITY	12

ITEM NUMBERS
101744 : Meteor Frame / Buffed Teak Finish / Contour Cut Edge
101745 : Meteor Frame / Buffed Teak Finish / Sap Wood Edge
101752 : Meteor Frame / Natural Teak Finish / Contour Cut Edge
101753 : Meteor Frame / Natural Teak Finish / Sap Wood Edge

MATERIALS

Powder coated aluminium frame. 50mm thick raw teak table top. Natural or buffed teak finish. Sap wood or contour cut edge profile. Without parasol hole. Protective cover included. Any natural checks and splits in the table top are re-enforced with a brass "butterfly" insert to prevent them extending too far into the wood.

WARRANTY / MAINTENANCE

See gloster.com for warranty terms & maintenance instructions.

NOTES

Width of table can vary from 94cm - 104cm. Tables with sap wood edge profile should only be used indoors or in a well protected area.

FRAME COLOURS


TEAK FINISHES

EDGE PROFILES


(TEXTURED)
METEOR




NATURAL
TEAK FINISH



BUFFED
TEAK FINISH



SAP WOOD
EDGE



CONTOUR
CUT EDGE



RAW 280cm DINING TABLE



WIDTH	94cm - 104cm / 37" - 41"
LENGTH	280cm / 110"
HEIGHT	74cm / 29"
PRODUCT WEIGHT	109kg / 240lb
CBM / CCF	1.1m ³ / 38.33ft ³
DESIGNER	Henrik Pedersen
ASSEMBLY	Required
SEATING CAPACITY	10

ITEM NUMBERS

101742 : Meteor Frame / Buffed Teak Finish / Contour Cut Edge
101743 : Meteor Frame / Buffed Teak Finish / Sap Wood Edge
101750 : Meteor Frame / Natural Teak Finish / Contour Cut Edge
101751 : Meteor Frame / Natural Teak Finish / Sap Wood Edge

MATERIALS
 Powder coated aluminium frame. 50mm thick raw teak table top. Natural or buffed teak finish. Sap wood or contour cut edge profile. Without parasol hole. Protective cover included. Any natural checks and splits in the table top are re-enforced with a brass "butterfly" insert to prevent them extending too far into the wood.

WARRANTY / MAINTENANCE
 See gloster.com for warranty terms & maintenance instructions.

NOTES
 Width of table can vary from 94cm - 104cm. Tables with sap wood edge profile should only be used indoors or in a well protected area.

FRAME COLOURS

TEAK FINISHES

EDGE PROFILES



(TEXTURED)
METEOR

NATURAL
TEAK FINISH

BUFFED
TEAK FINISH

SAP WOOD
EDGE

CONTOUR
CUT EDGE



RAW NATURAL LENGTH DINING TABLE



WIDTH	94cm - 104cm / 37" - 41"
LENGTH	430cm - 500cm / 170" - 197"
HEIGHT	74cm / 29"
PRODUCT WEIGHT	174.5kg / 385lb
CBM / CCF	1.54m ³ / 54.58ft ³
DESIGNER	Henrik Pedersen
ASSEMBLY	Required
SEATING CAPACITY	16

ITEM NUMBERS	104916 : Meteor Frame / Buffed Teak Finish / Contour Cut Edge 101865 : Meteor Frame / Buffed Teak Finish / Sap Wood Edge
--------------	---

MATERIALS
Powder coated aluminium frame. 50mm thick raw teak table top. Natural or buffed teak finish. Sap wood or contour cut edge profile. Without parasol hole. Protective cover included. Any natural checks and splits in the table top are re-enforced with a brass "butterfly" insert to prevent them extending too far into the wood.

WARRANTY / MAINTENANCE
See gloster.com for warranty terms & maintenance instructions.

NOTES
Width of table can vary from 94cm - 104cm. Length of table can vary from 430cm - 500cm. Tables with sap wood edge profile should only be used indoors or in a well protected area.

FRAME COLOURS

TEAK FINISHES

EDGE PROFILES



(TEXTURED)
METEOR

NATURAL
TEAK FINISH

BUFFED
TEAK FINISH

SAP WOOD
EDGE

CONTOUR
CUT EDGE



RAW NATURAL LENGTH DINING TABLE



WIDTH	94cm - 104cm / 37" - 41"
LENGTH	430cm - 500cm / 170" - 197"
HEIGHT	74cm / 29"
PRODUCT WEIGHT	174.5kg / 385lb
CBM / CCF	1.54m ³ / 54.58ft ³
DESIGNER	Henrik Pedersen
ASSEMBLY	Required
SEATING CAPACITY	16

ITEM NUMBERS	104916 : Meteor Frame / Buffed Teak Finish / Contour Cut Edge 101865 : Meteor Frame / Buffed Teak Finish / Sap Wood Edge
--------------	---

MATERIALS

Powder coated aluminium frame. 50mm thick raw teak table top. Natural or buffed teak finish. Sap wood or contour cut edge profile. Without parasol hole. Protective cover included. Any natural checks and splits in the table top are re-enforced with a brass "butterfly" insert to prevent them extending too far into the wood.

WARRANTY / MAINTENANCE

See gloster.com for warranty terms & maintenance instructions.

NOTES

Width of table can vary from 94cm - 104cm. Length of table can vary from 430cm - 500cm. Tables with sap wood edge profile should only be used indoors or in a well protected area.

FRAME COLOURS

TEAK FINISHES

EDGE PROFILES




(TEXTURED)
METEOR

NATURAL
TEAK FINISH

BUFFED
TEAK FINISH

SAP WOOD
EDGE

CONTOUR
CUT EDGE



RAW NATURAL LENGTH DINING TABLE



WIDTH	94cm - 104cm / 37" - 41"
LENGTH	430cm - 500cm / 170" - 197"
HEIGHT	74cm / 29"
PRODUCT WEIGHT	174.5kg / 385lb
CBM / CCF	1.54m ³ / 54.58ft ³
DESIGNER	Henrik Pedersen
ASSEMBLY	Required
SEATING CAPACITY	16

ITEM NUMBERS	104916 : Meteor Frame / Buffed Teak Finish / Contour Cut Edge 101865 : Meteor Frame / Buffed Teak Finish / Sap Wood Edge
--------------	---

MATERIALS
Powder coated aluminium frame. 50mm thick raw teak table top. Natural or buffed teak finish. Sap wood or contour cut edge profile. Without parasol hole. Protective cover included. Any natural checks and splits in the table top are re-enforced with a brass "butterfly" insert to prevent them extending too far into the wood.

WARRANTY / MAINTENANCE
See gloster.com for warranty terms & maintenance instructions.

NOTES
Width of table can vary from 94cm - 104cm. Length of table can vary from 430cm - 500cm. Tables with sap wood edge profile should only be used indoors or in a well protected area.

FRAME COLOURS

TEAK FINISHES

EDGE PROFILES




(TEXTURED)
METEOR

NATURAL
TEAK FINISH

BUFFED
TEAK FINISH

SAP WOOD
EDGE

CONTOUR
CUT EDGE



RAW NATURAL LENGTH DINING TABLE



WIDTH	94cm - 104cm / 37" - 41"
LENGTH	430cm - 500cm / 170" - 197"
HEIGHT	74cm / 29"
PRODUCT WEIGHT	174.5kg / 385lb
CBM / CCF	1.54m ³ / 54.58ft ³
DESIGNER	Henrik Pedersen
ASSEMBLY	Required
SEATING CAPACITY	16

ITEM NUMBERS	104916 : Meteor Frame / Buffed Teak Finish / Contour Cut Edge 101865 : Meteor Frame / Buffed Teak Finish / Sap Wood Edge
--------------	---

MATERIALS
Powder coated aluminium frame. 50mm thick raw teak table top. Natural or buffed teak finish. Sap wood or contour cut edge profile. Without parasol hole. Protective cover included. Any natural checks and splits in the table top are re-enforced with a brass "butterfly" insert to prevent them extending too far into the wood.

WARRANTY / MAINTENANCE
See gloster.com for warranty terms & maintenance instructions.

NOTES
Width of table can vary from 94cm - 104cm. Length of table can vary from 430cm - 500cm. Tables with sap wood edge profile should only be used indoors or in a well protected area.

FRAME COLOURS

TEAK FINISHES

EDGE PROFILES

(TEXTURED)
METEOR

NATURAL
TEAK FINISH

BUFFED
TEAK FINISH

SAP WOOD
EDGE

CONTOUR
CUT EDGE

