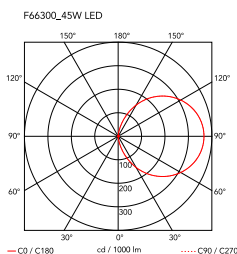
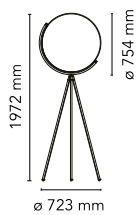



## Superloon

by Jasper Morrison , 2015



Adjustable floor lamp providing direct light. Painted or chrome-plated aluminium body with metal spinning head, die-cast joints and extruded stem. Silk screened PMMA diffuser. Edge Lighting technology light source. Optical switch sensor placed on the stem that provide Warm Tone dimming function. Power cord length 250 cm. Plug-in power supply with interchangeable plugs.



<b>Mounting</b>	Floor
<b>Environment</b>	Indoor
<b>Weight</b>	11 Kg
<b>Light sources available</b>	1 x EDGE LIGHTING 45W 2716lm 2200/2800K CRI80 [i] DIM TO WARM
<b>Emergency</b>	Without
<b>Dimmer</b>	Included
<b>Voltage</b>	100-240/48V
<b>Power</b>	45W
<b>Battery</b>	No
<b>Supply included</b>	No
<b>Materials</b>	Aluminum, PMMA
<b>Colors</b>	<ul style="list-style-type: none"> <li><span style="display: inline-block; width: 10px; height: 10px; background-color: white; border: 1px solid black; border-radius: 50%; margin-right: 5px;"></span> F6630009 - White</li> <li><span style="display: inline-block; width: 10px; height: 10px; background-color: black; border: 1px solid black; border-radius: 50%; margin-right: 5px;"></span> F6630030 - Black</li> <li><span style="display: inline-block; width: 10px; height: 10px; background-color: gray; border: 1px solid black; border-radius: 50%; margin-right: 5px;"></span> F6630057 - Chrome</li> </ul>

