

Product Information

PURA

Design Prof. Matthias Rexforth



PURA | Model 1270 – 1271 without armrests | Model 1275 – 1276 with armrests

Sensually appealing design, high-quality materials and flawless workmanship combine to provide the PURA with an air of elegance and sophistication. Clear outlines create a vibrant dynamism and a palpable sense of lightness. Its natural elegance and high standards of workmanship ensure that the PURA will shine in virtually any environment, whether it is veneered in beechwood, covered by an extremely robust and low-maintenance CPL coating or clad in more elegant materials.

Areas of use

**HEALTHCARE SERVICES | SEMINARS | MEETINGS | CONGRESSES | CAFETERIAS | CHURCHES |
MULTIFUNCTIONAL USE | LIVING |**

The wide range of design options ensures that the PURA feels at home in virtually all architectural environments. It is the perfect choice wherever ambitious design requires high-quality seating furniture.

Frame

4-foot frame from tubular steel, rear feet tube Ø: 20 x 2 mm, soldered (mitered) to the rear horizontal frame with the same diameter. Front feet, tube Ø 16 x 2 mm, soldered (mitered) to the front horizontal frame with the same diameter. The curved longitudinal frames on either side (Ø 16 x 2 mm) are soldered to the front and rear frames and have been additionally equipped with welded support plates for the seat shell which is mounted on transparent plastic spacers.

Frame surfaces

Standard version of the frame: chrome-plated, optionally powder-coated according to the BRUNE[®] collection.

We wish you to point out that the powder-coated of the foot support can be damage by utilization, these are excluded from any warranty.

Seat shell

Three-dimensionally shaped plywood shell, 7 mm thick, attached with several layers of glue, fastened at the lower surface with embedded round wooden claddings and M5 threaded inserts. In the area of the seat, the shell follows the radius of the lower frame, creating a flowing line. The outline of the back support echoes the shape of the body, optimizing the seating comfort in the lumbar area. Shell from non-upholstered plywood, optionally with CPL coating. The edges of CPL-coated shells remain free from any coating and are varnished with wax oil.

Wooden surfaces

Wooden elements made from beech wood, with natural varnish (low-solvent water varnish) in the standard version. Optionally stained according to the BRUNE[®] collection.


Armrests

Armrests made from milled massive beechwood, glued in place to an oval metal plate.

CPL surface

Standard colour for CPL coating

CPL 01



White*

* The illustration does not provide true representation of the colour. Please contact us if you are interested in seeing an original sample.

Upholstery

Seats or seats and back supports are optionally available with partial upholstery or fully upholstered seat, fabric cover according to the BRUNE® collection, fabric categories 3, 4, 6, 7 or 8.

Seat cushion foam: SG/CH 35/50 approx. 10 mm thick

Back cushion foam: SG/CH 35/50 approx. 10 mm thick

SG = specific gravity, weight per m³. CH = compression hardness (e.g.: 50 \triangleq approx. 50 g/cm² at a compression level of 40 %)

Gliders

Standard version: Plastic gliders

Optionally: Gliders with felt inserts

Gliders with metal caps

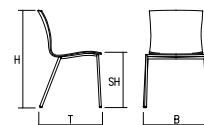
Dimensions | 1270 without armrests

Dimensions:

B	55 cm
T	52 cm
H	83 cm
SH	45 cm

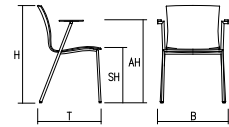
Weights:

6,0 kg
6,8 kg (seat padding)
7,3 kg (seat and back padding)
7,5 kg (front side padding)
7,0 kg (fully upholstered)



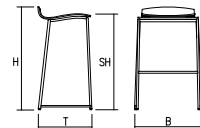
Dimensions | 1275 with armrests

Dimensions:	B	57 cm
	T	53 cm
	AH	69,5 cm
	H	83 cm
	SH	45 cm
Weights:		7,0 kg
		7,8 kg (seat padding)
		7,5 kg (seat and back padding)
		8,3 kg (front side padding)
		8,0 kg (fully upholstered)



Dimensions | 1280 High Chair

Dimensions:	B	56 cm
	T	46 cm
	H	86 cm
	SH	78 cm
Weights:		5,5 kg
		6,0 kg (CPL laminated)
		7,0 kg (CPL seat shell with padded seat)
		6,5 kg (seat padding)
		6,5 kg (fully upholstered)



Stackability

Stacking type:	Front stacking, 5 stackable chairs 10 chairs on inclined chair stacking trolley 1997
Required floor space:	
Length:	70 cm (on stacking trolley 1997: 100 cm)
Width:	52 cm (without arm rests) 55 cm (with arm rests)
Height:	100 cm (on stacking trolley 1997: 140 cm)

Row linking

Row linking system:	Fold-down / removable plastic connectors with a numbering system for chair-chair chair-armchair armchair-armchair*
Optional:	Fold-down hook-and-eye linking system made from 5 mm chrome-plated steel wire (for seat upholstery / full upholstery versions only)

Accessories

Chair trolley: Model 1995 for the transport of stacked chairs
Inclined chair stacking trolley: Model 1997 for the storage and transport of approx. 10 stacked chairs

Certifikates



Quality management in accordance
with DIN EN ISO 9001



Environmental management system in
accordance with DIN EN ISO 14001