

Product Information

CUPA

Design Prof. Matthias Rexforth



CUPA | Model 1100 without armrests | Model 1105 with armrests

The delicate form of the base along with the charming seat shell comply with today's demands in modern design and uncommonly comfortable sitting. What makes the CUPA stand out is the intelligent all-in-one solution for linking device, armrests and writing tablet. The lightness of the base is underlined by the absence of the front frame. The diversity of high-quality materials sets optical accentuations. With CUPA you get an attractive design without compromising on seating comfort.

Areas of use

COMMUNITY CENTRES + INDOOR ARENAS | HEALTHCARE SERVICES | SEMINARS | MEETINGS | CONGRESSES | CAFETERIAS | LOBBIES + WAITING AREAS | CHURCHES | MULTIFUNCTIONAL USE | LIVING |

The lightness of the skid frame structure and the exclusive use of high-value materials ensure that the CUPA provides stylish seating opportunities in high-concept architectural environments.

Frame

Skid frame made from 12 mm steel wire, front frame from cranked 40 x 5 mm flat steel, rear frame from 16 x 2 mm steel tubes. The transversal elements in the area of the seat follow the radii of the seating shell, creating a flowing line. Arm rests can be added or taken away. They are available in black, as a sleeve with soft grip coating.

Frame surfaces

Standard version of the frame: chrome-plated, optionally powder-coated according to the BRUNE® collection.

Seat shell

Three-dimensionally shaped plywood shell, 7 mm thick, attached with several layers of glue, fastened at the lower surface with embedded round wooden claddings and M5 threaded inserts. In the area of the seat, the shell follows the radius of the lower frame, creating a flowing line. The outline of the back support echoes the shape of the body, optimizing the seating comfort in the lumbar area. Shell from non-upholstered plywood, optionally with CPL coating. The edges of CPL-coated shells remain free from any coating and are varnished with wax oil.


Wooden surfaces

Wooden elements made from beech wood, with natural varnish (low-solvent water varnish) in the standard version. Optionally stained according to the BRUNE® collection.

CPL surfaces

Standard colour for CPL coating

CPL 01



White*

* The illustration does not provide true representation of the colour. Please contact us if you are interested in seeing an original sample.

Upholstery

Seats or seats and back supports are available fully upholstered or optionally with partial upholstery, fabric cover according to the BRUNE® collection, fabric categories 3, 4, 6, 7 or 8.

Seat cushion foam: SG/CH 35/50 approx. 10 mm thick

Back cushion foam: SG/CH 35/50 approx. 10 mm thick

SG = specific gravity, weight per m³. CH = compression hardness (e.g.: 50 N approx. 50 g/cm² at a compression level of 40 %)

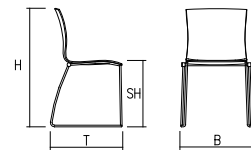
Gliders

Standard version: without gliders

Optionally: plastic gliders
felt gliders

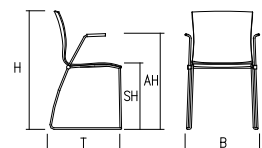
Dimensions | 1100 without armrests

Width:	B	52 cm
Depth:	T	53 cm
Total height:	H	86 cm
Seat height:	SH	46 cm
Weight:		6,5 kg
		7,3 kg (seat padding)
		7,8 kg (seat and back padding)
		7,5 kg (front side padding)
		7,4 kg (fully upholstered)



Dimensions | 1105 with armrests

Width:	B	55 cm
Depth:	T	53 cm
Armrest height:	AH	70 cm
Total height:	H	86 cm
Seat height:	SH	46 cm
Weight:		7,5 kg
		8,3 kg (seat padding)
		8,8 kg (seat and back padding)
		9,0 kg (front side padding)
		8,4 kg (fully upholstered)



Stackability

Stacking type:	front stapling, 6 stackable chairs 10 chairs on inclined chair stacking trolley 1121	
Required floor space:		
Length:	70 cm	on stacking trolley 1121: 120 cm
Width:	52 cm	52 cm (without arm rests) 55 cm (with arm rests)
Height:	105 cm	105 cm (on stacking trolley 1121: 130 cm)



Row linking

Row linking system:	“Button-and-hook” system chair-chair chair-armchair armchair-armchair*	
---------------------	---	--

* A maximum number of 5 armchairs can be stacked in the armchair-armchair mode

Accessories

Chair trolley:	Model 1996 for the transport of stacked chairs
Inclined chair stacking trolley:	Model 1121 for the storage and transport of 10 stacked chairs
Foldable writing desk:	Model 1100-018 on request
Armrests:	Model 1100/17L + Model 1100/17R

Certifikates



Quality management in accordance
with DIN EN ISO 9001



Environmental management system in
accordance with DIN EN ISO 14001

Awards

