

## Product Information

# AFTERNOON

Design Gerd Rausch



### **AFTERNOON | Model 2600 – 2609 | Model 2585**

An imposing array of models provides the ultimate in comfort and design. Home living comfort at its cosiest: functional furniture that creates pleasant interior spaces. Highly suitable for lobbies and cafeterias in public spaces and healthcare environments.

## Areas of use

---

HEALTHCARE SERVICES | SEMINAR | MEETING | RESTAURANTS + FINE DINING | CAFETERIAS + STAFF CANTEENS | CHURCH | LIVING |

## Frame

---

Frame made from massive beechwood, legs with diameters of approx. 40 x 30 mm, conically tapering to approx. 20 x 20 mm. Frame ribs made from massive beechwood with a rectangular profile of approx. 65/60 x 30 mm. Legs and ribs connected with dowels and adhesive throughout. Armrests made from massive beechwood (approx. 40 x 30 mm).

## Frame surfaces

---

Wooden elements made from beech wood, with natural varnish (low-solvent water varnish) in the standard version. Optionally stained according to the BRUNE® collection.

## Seat and back

---

Seat and backrest made from ergonomically shaped beech plywood, approx. 13 mm thick and glued in several places. The seat has been attached to the lower frame with a centrally located fastening screw, and its height can be adjusted with a slotted hole. The backrest has been fastened to the rear leg with flat-head screws.

## Upholstery

---

Seats or seats and back supports are optionally available with partial upholstery or fully upholstered seat, fabric cover according to the BRUNE® collection, fabric categories 3, 4, 6, 7 or 8.

Seat cushion foam: RG/SH 35/50 ca. 40 mm thick

Back cushion foam: RG/SH 35/50 ca. 20 mm thick

SG = specific gravity, weight per m<sup>3</sup>. CH = compression hardness (e.g.: 50  $\triangleq$  approx. 50 g/cm<sup>2</sup> at a compression level of 40 %)

## Gliders

---

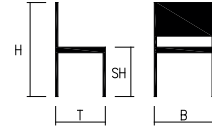
Standard version: plastic gliders

Optionally: felt gliders

gliding nails

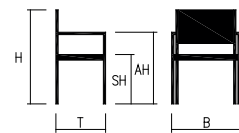
### Dimensions | 2600 – 2603

Width:	B	46 cm
Depth:	T	58 cm
Total height:	H	86 cm
Seat height:	SH	45 cm (2600: 42 cm)
Weight:		7,5 kg (2600)
		8,0 kg (2601)
		8,5 kg (2602)
		9,0 kg (2603)



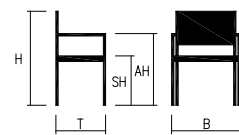
### Dimensions | 2605 – 2608

Width:	B	58 cm
Depth:	T	58 cm
Total height:	H	86 cm
Armrest height:	AH	67 cm
Seat height:	SH	45 cm (2605: 42 cm)
Weight:		9,5 kg (2605)
		10,0 kg (2606)
		10,5 kg (2607)
		11,0 kg (2608)



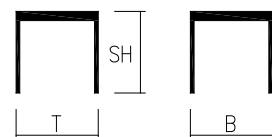
### Dimensions | 2609

Width:	B	63 cm
Depth:	T	65 cm
Total height:	H	101 cm
Armrest height:	AH	67 cm
Seat height:	SH	45 cm
Weight:		11,0 kg



### Dimensions | 2585 (not stackable)

Width:	B	56 cm
Depth:	T	41 cm
Seat height:	SH	45 cm
Weight:		5,5 kg



## Stackability

---

Stacking type: front stapling, 5 stackable chairs,

Required floor space:

Length: 83 cm

Width: 46 cm

78 cm

Height: 125 cm



## Accessories

---

Chair trolley Model 1996 for the transport of stacked chairs

Front legs with rollers

## Certifikates

---

ISO 9001:2015



Quality management in  
accordance with  
DIN EN ISO 9001

ISO 14001:2015



Environmental management  
system in accordance with  
DIN EN ISO 14001