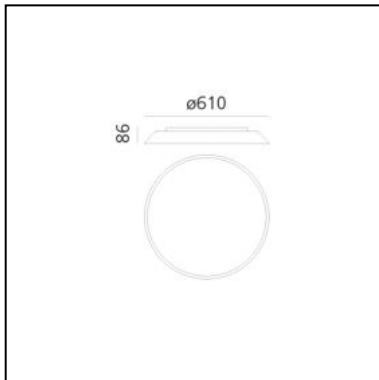


# Febe 2700K - Dove grey

Ernesto Gismondi



IP20    Dimmerable: 



## LUMINAIRE

- Watt: **30W**
- Voltage: **220-240V**
- Delivered lumens output: **2182lm**
- CCT: **2700K**
- Efficiency: **85%**
- Efficacy: **72.73lm/W**
- CRI: **90**
- Dimmable Typology: **Push**

## DESCRIPTION

In Febe, everything is reduced to a minimum and built around the optical engine that, with maximum yield in minimum thickness, ensures excellent performance to illuminate an entire room. Febe has an elementary shape, yet a rich performance, it focuses on light emission and its formal simplicity makes it almost invisible in space. A uniform light disk protrudes from the surface of the ceiling/wall, the colour frame moves back inwardly and can only be seen from the side. Designed for home environments, its essential shape makes it fit for all spaces.

**PRODUCT CODE: 0241W20A**

## FEATURES

- Article Code: **0241W20A**
- Colour: **Dove grey**
- Installation: **WallCeiling**
- Material: **Methacrylare, polycarbonate**
- Series: **Design Collection**
- Environment: **Indoor**
- Emission: **Direct**
- design by: **Ernesto Gismondi**

## DIMENSIONS

- Width: **cm 8.6**
- Diameter: **cm 61**
- Glow Wire Test: **750°**

## SOURCES INCLUDED

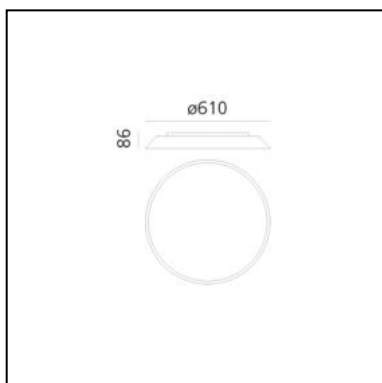
- Category: **Led**
- Number: **4**
- Watt: **6.20W**
- Delivered lumens output: **630lm**
- Color temperature (K): **2700K**
- CRI: **90**
- Color Tolerance: **MacAdam 3SDCM**
- Efficacy: **102lm/W**
- Service Life: **50000-L70**

# Febe 2700K - White

Ernesto Gismondi



IP20    Dimmerable: 



## LUMINAIRE

- Watt: **30W**
- Voltage: **220-240V**
- Delivered lumens output: **2182lm**
- CCT: **2700K**
- Efficiency: **85%**
- Efficacy: **72.73lm/W**
- CRI: **90**
- Dimmable Typology: **Push**

## DESCRIPTION

In Febe, everything is reduced to a minimum and built around the optical engine that, with maximum yield in minimum thickness, ensures excellent performance to illuminate an entire room. Febe has an elementary shape, yet a rich performance, it focuses on light emission and its formal simplicity makes it almost invisible in space. A uniform light disk protrudes from the surface of the ceiling/wall, the colour frame moves back inwardly and can only be seen from the side. Designed for home environments, its essential shape makes it fit for all spaces.

**PRODUCT CODE: 0241W00A**

## FEATURES

- Article Code: **0241W00A**
- Colour: **White**
- Installation: **WallCeiling**
- Material: **Methacrylare, polycarbonate**
- Series: **Design Collection**
- Environment: **Indoor**
- Emission: **Direct**
- design by: **Ernesto Gismondi**

## DIMENSIONS

- Width: **cm 8.6**
- Diameter: **cm 61**
- Glow Wire Test: **750°**

## SOURCES INCLUDED

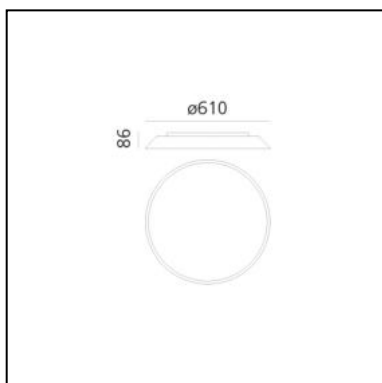
- Category: **Led**
- Number: **4**
- Watt: **6.20W**
- Delivered lumens output: **630lm**
- Color temperature (K): **2700K**
- CRI: **90**
- Color Tolerance: **MacAdam 3SDCM**
- Efficacy: **102lm/W**
- Service Life: **50000-L70**

# Febe 3000K - Dove grey

Ernesto Gismondi



IP20    Dimmerable: 



## LUMINAIRE

- Watt: **30W**
- Voltage: **220-240V**
- Delivered lumens output: **2260lm**
- CCT: **3000K**
- Efficiency: **85%**
- Efficacy: **75.33lm/W**
- CRI: **90**
- Dimmable Typology: **Push**

## DESCRIPTION

In Febe, everything is reduced to a minimum and built around the optical engine that, with maximum yield in minimum thickness, ensures excellent performance to illuminate an entire room. Febe has an elementary shape, yet a rich performance, it focuses on light emission and its formal simplicity makes it almost invisible in space. A uniform light disk protrudes from the surface of the ceiling/wall, the colour frame moves back inwardly and can only be seen from the side. Designed for home environments, its essential shape makes it fit for all spaces.

**PRODUCT CODE: 0241320A**

## FEATURES

- Article Code: **0241320A**
- Colour: **Dove grey**
- Installation: **WallCeiling**
- Material: **Methacrylare, polycarbonate**
- Series: **Design Collection**
- Environment: **Indoor**
- Emission: **Direct**
- design by: **Ernesto Gismondi**

## DIMENSIONS

- Width: **cm 8.6**
- Diameter: **cm 61**
- Glow Wire Test: **750°**

## SOURCES INCLUDED

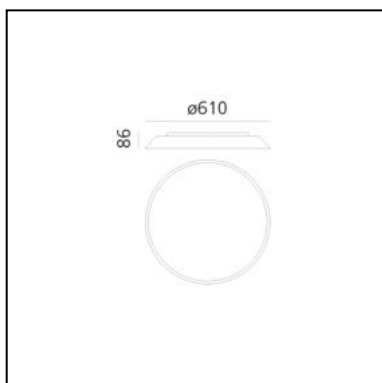
- Category: **Led**
- Number: **4**
- Watt: **6.20W**
- Delivered lumens output: **653lm**
- Color temperature (K): **3000K**
- CRI: **90**
- Color Tolerance: **MacAdam 3SDCM**
- Efficacy: **105lm/W**
- Service Life: **50000-L70**

# Febe 3000K - White

Ernesto Gismondi



IP20    Dimmerable: 



## LUMINAIRE

- Watt: **30W**
- Voltage: **220-240V**
- Delivered lumens output: **2260lm**
- CCT: **3000K**
- Efficiency: **85%**
- Efficacy: **75.33lm/W**
- CRI: **90**
- Dimmable Typology: **Push**

## DESCRIPTION

In Febe, everything is reduced to a minimum and built around the optical engine that, with maximum yield in minimum thickness, ensures excellent performance to illuminate an entire room. Febe has an elementary shape, yet a rich performance, it focuses on light emission and its formal simplicity makes it almost invisible in space. A uniform light disk protrudes from the surface of the ceiling/wall, the colour frame moves back inwardly and can only be seen from the side. Designed for home environments, its essential shape makes it fit for all spaces.

**PRODUCT CODE: 0241300A**

## FEATURES

- Article Code: **0241300A**
- Colour: **White**
- Installation: **WallCeiling**
- Material: **Methacrylare, polycarbonate**
- Series: **Design Collection**
- Environment: **Indoor**
- Emission: **Direct**
- design by: **Ernesto Gismondi**

## DIMENSIONS

- Width: **cm 8.6**
- Diameter: **cm 61**
- Glow Wire Test: **750°**

## SOURCES INCLUDED

- Category: **Led**
- Number: **4**
- Watt: **6.20W**
- Delivered lumens output: **653lm**
- Color temperature (K): **3000K**
- CRI: **90**
- Color Tolerance: **MacAdam 3SDCM**
- Efficacy: **105lm/W**
- Service Life: **50000-L70**