
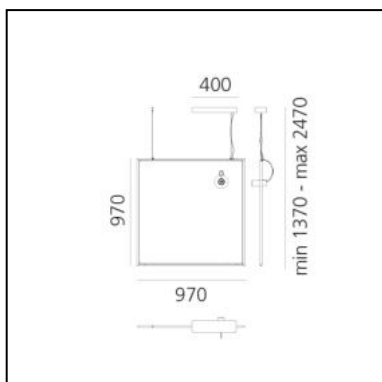


Discovery Space Spot Square - TW - Black

Ernesto Gismondi



IP20    Dimmerable: 



LUMINAIRE

Discovery

- Watt: **44W**
- Voltage: **220-240V**
- Delivered lumens output: **Warm 2579 Cold 2739lm**
- CCT: **2700-6500K**
- Efficiency: **100%**
- Efficacy: **62.25lm/W**
- CRI: **90**
- Dimmable Typology: **APP,Dali**

Vector Spot

- Watt: **25W**
- Voltage: **220-240V**
- Delivered lumens output: **1465lm**
- CCT: **3000K**

DESCRIPTION

Discovery is an unobtrusive, utterly absent and immaterial element. Its volume is only perceived when switched on, thanks to the light that outlines the central emitting surface. The result is a uniform light, ideal for working environments. The company's great optoelectronic skills, combined with a thorough culture of design and with technological know-how, produces a perfectly all-purpose and surprising solution, which translates innovation into emotional perception. The Discovery square and rectangular versions become Discovery Spot with the inclusion of the Vector Spot projector, designed by Carlotta de Bevilacqua. It fits into a circular hole recreated in the emitting surface to allow its different orientations.

PRODUCT CODE: 2030030APP

FEATURES

- Article Code: **2030030APP**
- Colour: **Black**
- Installation: **Suspension**
- Material: **Technopolymer, aluminium**
- Series: **Design Collection, 2021 Artemide Collection**
- design by: **Ernesto Gismondi**

DIMENSIONS

- Length: **cm 97**
- Height: **cm 97**
- Max Height from ceiling: **cm 247**

SOURCES INCLUDED

- Category: **Led TW**
- Number: **1**
- Color Tolerance: **MacAdam 3SDCM**
- Service Life: **L90 (6K) 50000h**

- CRI: **90**
- Dimmable Typology: **APP,Dali**

Notes

The APP driver can not be controlled by DALI dimming system and viceversa.

Accessories



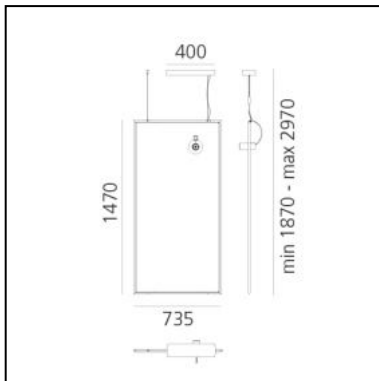
Device for switching and controlling Artemide App products. Max N.3 inputs for external push buttons. Mains power supply required. To be installed inside flush mounting boxes or junction boxes. DV1080APP

Discovery Space Spot Rectangular - TW - Black

Ernesto Gismondi



IP20   Dimmerable: 



LUMINAIRE

Discovery

- Watt: **62W**
- Voltage: **220-240V**
- Delivered lumens output: **Warm 3554 Cold 3775lm**
- CCT: **2700-6500K**
- Efficiency: **100%**
- Efficacy: **60.89lm/W**
- CRI: **90**
- Dimmable Typology: **APP,Dali**

Vector Spot

- Watt: **25W**
- Voltage: **220-240V**
- Delivered lumens output: **1465lm**
- CCT: **3000K**

DESCRIPTION

Discovery is an unobtrusive, utterly absent and immaterial element. Its volume is only perceived when switched on, thanks to the light that outlines the central emitting surface. The result is a uniform light, ideal for working environments. The company's great optoelectronic skills, combined with a thorough culture of design and with technological know-how, produces a perfectly all-purpose and surprising solution, which translates innovation into emotional perception. The Discovery square and rectangular versions become Discovery Spot with the inclusion of the Vector Spot projector, designed by Carlotta de Bevilacqua. It fits into a circular hole recreated in the emitting surface to allow its different orientations.

PRODUCT CODE: 2031030APP

FEATURES

- Article Code: **2031030APP**
- Colour: **Black**
- Installation: **Suspension**
- Material: **Technopolymer, aluminium**
- Series: **Design Collection, 2021 Artemide Collection**
- design by: **Ernesto Gismondi**

DIMENSIONS

- Length: **cm 73.5**
- Height: **cm 147**
- Max Height from ceiling: **cm 297**

SOURCES INCLUDED

- Category: **Led TW**
- Number: **1**
- Color Tolerance: **MacAdam 3SDCM**
- Service Life: **L90 (6K) 50000h**

- CRI: **90**
- Dimmable Typology: **APP,Dali**

Notes

The APP driver can not be controlled by DALI dimming system and viceversa.

Accessories



Device for switching and controlling Artemide App products. Max N.3 inputs for external push buttons. Mains power supply required. To be installed inside flush mounting boxes or junction boxes. DV1080APP