

# SERIP

## Folio Branch Small

REFERENCE CT3401/3



### DESCRIPTION

Inspired by the picturesque sight of Autumn and its fallen maple leaves. Like a fragment of a whole, the Folio Collection has the intensity of a still moment directly withdrawn from nature. The natural form reflects the arbitrary composition of patterns in a complex set of reflections and contrasts resulting in a sense of an enchanted environment. Ideal for vertical compositions and highlights in dining areas of classic and contemporary interiors.

**Finish shown here** Metal FO | Glass 10

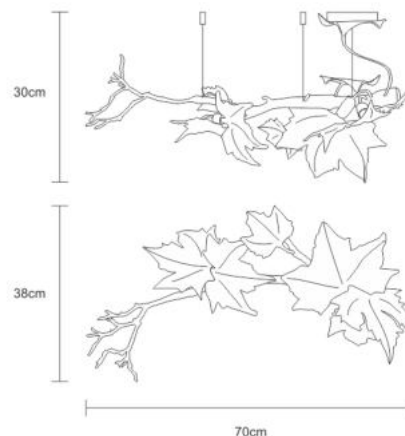
### Designed and produced by hand in Portugal.

Serip reserves the right to make changes or improvements at any time it deems useful to guarantee the highest quality standards for its products.

### Hand-finished, some variations may occur.

All the glass models are designed by Serip and exclusively handmade produced, establishing a unique and prestigious feature of the glass handwork art. For this reason, there is the possibility of variation in measures, weight, colour and shape represented.

### TECHNICAL DRAWING



SERIP

## TECHNICAL SPECIFICATIONS

---

### MEASUREMENTS

#### FIXTURE SIZE & WEIGHT

**Width** 38cm / 15in

**Height** 27cm / 11in

**Length** 70cm / 28in

**OAH Overall Height Min** 30cm / 12in

**OAH Overall Height Max** 320cm / 126in

**Weight** 7kg / 15lb

#### PACKAGE SIZE & WEIGHT

**(m)Package 1/2** 0.95cm x 0.60cm x 0.95cm  
=0.54CBM

**(in)Package 1/2** 0.37in x 0.24in x 0.37in  
=19.12US GAL

### ELECTRIC FEATURE

**Installation** Ceiling  
**IP degree** IP 20

**220-240V 50Hz-60Hz**  
**Max Power Consumption** 7W  
**Light Sources**  
3 x LED

#### Included Sources

**Light Sources**  
3 x LED

**Lumens** 540lm  
**Kelvin** 3000  
**CRI** 80

**110-120V 50Hz-60Hz**  
**Max Power Consumption** 7W  
**Light Sources**  
3 x LED

#### Included Sources

**Light Sources**  
3 x LED

**Lumens** 540lm  
**Kelvin** 3000  
**CRI** 80

### ENERGY RATING

This luminaire allows lights sources with energy efficiency class



### CERTIFICATIONS



### CARE INSTRUCTIONS

Due to the nature of our exquisite hand applied finishes, wipe clean with a soft, dry cloth or static duster must be used to clean the fixture.

Always avoid the use of harsh chemicals or abrasive cleaners as they may cause damage to the fixture's finish.

Cleaning is limited to the outer surfaces, shades or glass. It is important to ensure that no moisture enters the terminal compartment or reaches any live parts.

As our products are subject to technical modifications, we cannot guarantee, that all information is always up to date. Please contact our [technical department](#) with any queries.

---

# SERIP

## OPTIONAL FINISHES

### GLASS FINISHES



Clear (10)

### METAL FINISHES



Copper (CO)



Silver (FP)



Silver/White  
Patina (FP/PB)



Lead (CH)



Palladium (PL)



Black (PR)



Gold/White Patina  
(FO/PB)



Gold (FO)



Talha (TA)

SERIP

# SERIP

## Folio Branch Medium

REFERENCE CT3396/6



### DESCRIPTION

Inspired by the picturesque sight of Autumn and its fallen maple leaves. Like a fragment of a whole, the Folio Collection has the intensity of a still moment directly withdrawn from nature. The natural form reflects the arbitrary composition of patterns in a complex set of reflections and contrasts resulting in a sense of an enchanted environment. Ideal for vertical compositions and highlights in dining areas of classic and contemporary interiors.

**Finish shown here** Metal FO | Glass 10

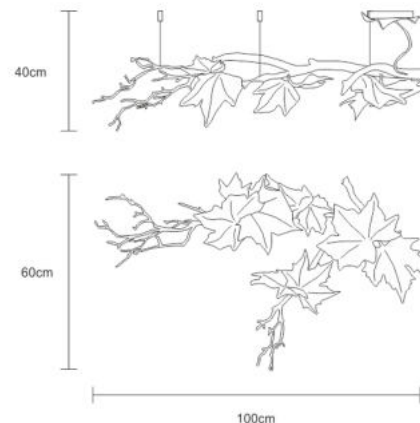
### Designed and produced by hand in Portugal.

Serip reserves the right to make changes or improvements at any time it deems useful to guarantee the highest quality standards for its products.

### Hand-finished, some variations may occur.

All the glass models are designed by Serip and exclusively handmade produced, establishing a unique and prestigious feature of the glass handwork art. For this reason, there is the possibility of variation in measures, weight, colour and shape represented.

### TECHNICAL DRAWING



# SERIP

## TECHNICAL SPECIFICATIONS

---

### MEASUREMENTS

#### FIXTURE SIZE & WEIGHT

**Width** 60cm / 24in

**Height** 30cm / 12in

**Length** 100cm / 39in

**OAH Overall Height Min** 40cm / 16in

**OAH Overall Height Max** 330cm / 130in

**Weight** 12kg / 26lb

#### PACKAGE SIZE & WEIGHT

**(m)Package 1/2** 1.15cm x 0.77cm x 1.15cm

=1.02CBM

**(in)Package 1/2** 0.45in x 0.30in x 0.45in

=35.96US GAL

### ELECTRIC FEATURE

**Installation** Ceiling

**IP degree** IP 20

**220-240V 50Hz-60Hz**

**Max Power Consumption** 11W

**Light Sources**

6 x LED

#### Included Sources

**Light Sources**

6 x LED

**Lumens** 1080lm

**Kelvin** 3000

**CRI** 80

**110-120V 50Hz-60Hz**

**Max Power Consumption** 11W

**Light Sources**

6 x LED

#### Included Sources

**Light Sources**

6 x LED

**Lumens** 1080lm

**Kelvin** 3000

**CRI** 80

### ENERGY RATING

This luminaire allows lights sources with energy efficiency class



### CERTIFICATIONS



### CARE INSTRUCTIONS

Due to the nature of our exquisite hand applied finishes, wipe clean with a soft, dry cloth or static duster must be used to clean the fixture.

Always avoid the use of harsh chemicals or abrasive cleaners as they may cause damage to the fixture's finish.

Cleaning is limited to the outer surfaces, shades or glass. It is important to ensure that no moisture enters the terminal compartment or reaches any live parts.

As our products are subject to technical modifications, we cannot guarantee, that all information is always up to date. Please contact our [technical department](#) with any queries.

---

# SERIP

## OPTIONAL FINISHES

### GLASS FINISHES



Clear (10)

### METAL FINISHES



Copper (CO)



Silver (FP)



Silver/White  
Patina (FP/PB)



Lead (CH)



Palladium (PL)



Black (PR)



Gold/White Patina  
(FO/PB)



Gold (FO)



Talha (TA)

SERIP

## Folio Branch Large

REFERENCE CT3409/12



### DESCRIPTION

Inspired by the picturesque sight of Autumn and its fallen maple leaves. Like a fragment of a whole, the Folio Collection has the intensity of a still moment directly withdrawn from nature. The natural form reflects the arbitrary composition of patterns in a complex set of reflections and contrasts resulting in a sense of an enchanted environment. Ideal for vertical compositions and highlights in dining areas of classic and contemporary interiors.

**Finish shown here** Metal FO | Glass 10

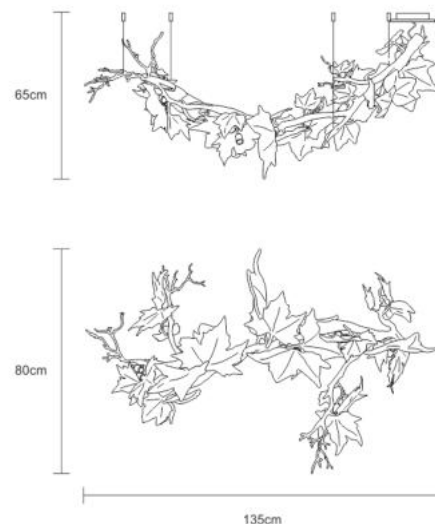
### Designed and produced by hand in Portugal.

Serip reserves the right to make changes or improvements at any time it deems useful to guarantee the highest quality standards for its products.

### Hand-finished, some variations may occur.

All the glass models are designed by Serip and exclusively handmade produced, establishing a unique and prestigious feature of the glass handwork art. For this reason, there is the possibility of variation in measures, weight, colour and shape represented.

### TECHNICAL DRAWING



## TECHNICAL SPECIFICATIONS

---

### MEASUREMENTS

#### FIXTURE SIZE & WEIGHT

**Width** 80cm / 31in

**Height** 50cm / 20in

**Lenght** 135cm / 53in

**OAH Overall Heigth Min** 65cm / 26in

**OAH Overall Heigth Max** 355cm / 140in

**Weight** 19kg / 42lb

#### PACKAGE SIZE & WEIGHT

**(m)Package 1/2** 0.90cm x 0.63cm x 1.40cm

=0.79CBM

**(in)Package 1/2** 0.35in x 0.25in x 0.55in

=28.03US GAL

### ELECTRIC FEATURE

**Installation** Ceiling

**IP degree** IP 20

**220-240V 50Hz-60Hz**

**Max Power Consumption** 22W

**Light Sources**

12 x LED

#### Included Sources

**Light Sources**

12 x LED

**Lumens** 2160lm

**Kelvin** 3000

**CRI** 80

**110-120V 50Hz-60hZ**

**Max Power Consumption** 22W

**Light Sources**

12 x LED

#### Included Sources

**Light Sources**

12 x LED

**Lumens** 2160lm

**Kelvin** 3000

**CRI** 80

### ENERGY RATING

This luminaire allows lights sources with energy efficiency class



### CERTIFICATIONS



### CARE INSTRUCTIONS

Due to the nature of our exquisite hand applied finishes, wipe clean with a soft, dry cloth or static duster must be used to clean the fixture.

Always avoid the use of harsh chemicals or abrasive cleaners as they may cause damage to the fixture's finish.

Cleaning is limited to the outer surfaces, shades or glass. It is important to ensure that no moisture enters the terminal compartment or reaches any live parts.

As our products are subject to technical modifications, we cannot guarantee, that all information is always up to date. Please contact our [technical department](#) with any queries.

---

# SERIP



## OPTIONAL FINISHES

### GLASS FINISHES



Clear (10)

### METAL FINISHES



Copper (CO)



Silver (FP)



Silver/White  
Patina (FP/PB)



Lead (CH)



Palladium (PL)



Black (PR)



Gold/White Patina  
(FO/PB)



Gold (FO)



Talha (TA)

SERIP

## Folio Branch Extra Large

REFERENCE CT3409/14



### DESCRIPTION

Inspired by the picturesque sight of Autumn and its fallen maple leaves. Like a fragment of a whole, the Folio Collection has the intensity of a still moment directly withdrawn from nature. The natural form reflects the arbitrary composition of patterns in a complex set of reflections and contrasts resulting in a sense of an enchanted environment. Ideal for vertical compositions and highlights in dining areas of classic and contemporary interiors.

**Finish shown here** Metal CO | Glass 10

### Designed and produced by hand in Portugal.

Serip reserves the right to make changes or improvements at any time it deems useful to guarantee the highest quality standards for its products.

### Hand-finished, some variations may occur.

All the glass models are designed by Serip and exclusively handmade produced, establishing a unique and prestigious feature of the glass handwork art. For this reason, there is the possibility of variation in measures, weight, colour and shape represented.

### TECHNICAL DRAWING



## TECHNICAL SPECIFICATIONS

---

### MEASUREMENTS

#### FIXTURE SIZE & WEIGHT

**Width** 80cm / 31in

**Height** 53cm / 21in

**Length** 150cm / 59in

**OAH Overall Height Min** 65cm / 26in

**OAH Overall Height Max** 355cm / 140in

**Weight** 24kg / 53lb

#### PACKAGE SIZE & WEIGHT

**(m)Package 1/2** 0.90cm x 0.63cm x 1.60cm

=0.91CBM

**(in)Package 1/2** 0.35in x 0.25in x 0.63in

=32.03US GAL

### ELECTRIC FEATURE

**Installation** Ceiling

**IP degree** IP 20

**220-240V 50Hz-60Hz**

**Max Power Consumption** 25W

**Light Sources**

14 x LED

#### Included Sources

**Light Sources**

14 x LED

**Lumens** 2520lm

**Kelvin** 3000

**CRI** 80

**110-120V 50Hz-60Hz**

**Max Power Consumption** 25W

**Light Sources**

14 x LED

#### Included Sources

**Light Sources**

14 x LED

**Lumens** 2520lm

**Kelvin** 3000

**CRI** 80

### ENERGY RATING

This luminaire allows lights sources with energy efficiency class



### CERTIFICATIONS



### CARE INSTRUCTIONS

Due to the nature of our exquisite hand applied finishes, wipe clean with a soft, dry cloth or static duster must be used to clean the fixture.

Always avoid the use of harsh chemicals or abrasive cleaners as they may cause damage to the fixture's finish.

Cleaning is limited to the outer surfaces, shades or glass. It is important to ensure that no moisture enters the terminal compartment or reaches any live parts.

As our products are subject to technical modifications, we cannot guarantee, that all information is always up to date. Please contact our [technical department](#) with any queries.

---

# SERIP

## OPTIONAL FINISHES

### GLASS FINISHES



Clear (10)

### METAL FINISHES



Copper (CO)



Silver (FP)



Silver/White  
Patina (FP/PB)



Lead (CH)



Palladium (PL)



Black (PR)



Gold/White Patina  
(FO/PB)



Gold (FO)



Talha (TA)

SERIP

## Folio Leaves Couple

REFERENCE AP1498/3



### DESCRIPTION

Inspired by the picturesque sight of Autumn and its fallen maple leaves. Like a fragment of a whole, the Folio Collection has the intensity of a still moment directly withdrawn from nature. The natural form reflects the arbitrary composition of patterns in a complex set of reflections and contrasts resulting in a sense of an enchanted environment. Ideal for vertical compositions and highlights in dining areas of classic and contemporary interiors.

**Finish shown here** Metal FO | Glass 10

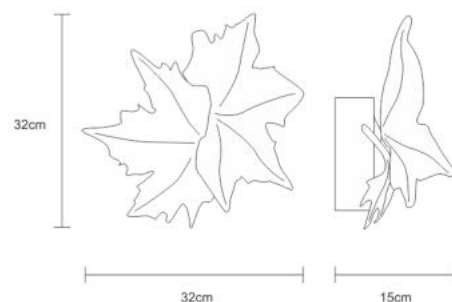
### Designed and produced by hand in Portugal.

Serip reserves the right to make changes or improvements at any time it deems useful to guarantee the highest quality standards for its products.

### Hand-finished, some variations may occur.

All the glass models are designed by Serip and exclusively handmade produced, establishing a unique and prestigious feature of the glass handwork art. For this reason, there is the possibility of variation in measures, weight, colour and shape represented.

### TECHNICAL DRAWING



## TECHNICAL SPECIFICATIONS

---

### MEASUREMENTS

#### FIXTURE SIZE & WEIGHT

**Width** 32cm / 13in

**Height** 32cm / 13in

**Depth** 15cm / 6in

**Weight** 4kg / 9lb

#### PACKAGE SIZE & WEIGHT

**(m)Package 1/2** 0.64cm x 0.46cm x 0.64cm  
=0.19CBM

**(in)Package 1/2** 0.25in x 0.18in x 0.25in  
=6.65US GAL

### ELECTRIC FEATURE

**Installation** Wall  
**IP degree** IP 20

**220-240V 50Hz-60Hz**  
**Max Power Consumption** 7W  
**Light Sources**  
3 x LED

#### Included Sources

**Light Sources**  
3 x LED  
**Lumens** 540lm  
**Kelvin** 3000  
**CRI** 80

**110-120V 50Hz-60hZ**  
**Max Power Consumption** 7W  
**Light Sources**  
3 x LED

#### Included Sources

**Light Sources**  
3 x LED  
**Lumens** 540lm  
**Kelvin** 3000  
**CRI** 80

### ENERGY RATING

This luminaire allows lights sources with energy efficiency class



### CERTIFICATIONS



### CARE INSTRUCTIONS

Due to the nature of our exquisite hand applied finishes, wipe clean with a soft, dry cloth or static duster must be used to clean the fixture.

Always avoid the use of harsh chemicals or abrasive cleaners as they may cause damage to the fixture's finish.

Cleaning is limited to the outer surfaces, shades or glass. It is important to ensure that no moisture enters the terminal compartment or reaches any live parts.

As our products are subject to technical modifications, we cannot guarantee, that all information is always up to date. Please contact our [technical department](#) with any queries.

---

# SERIP

## OPTIONAL FINISHES

### GLASS FINISHES



Clear (10)

### METAL FINISHES



Copper (CO)



Silver (FP)



Silver/White  
Patina (FP/PB)



Lead (CH)



Palladium (PL)



Black (PR)



Gold/White Patina  
(FO/PB)



Gold (FO)



Talha (TA)

SERIP

## Folio Leaves Double Couple

REFERENCE AP1514/4



### DESCRIPTION

Inspired by the picturesque sight of Autumn and its fallen maple leaves. Like a fragment of a whole, the Folio Collection has the intensity of a still moment directly withdrawn from nature. The natural form reflects the arbitrary composition of patterns in a complex set of reflections and contrasts resulting in a sense of an enchanted environment. Ideal for vertical compositions and highlights in dining areas of classic and contemporary interiors.

**Finish shown here** Metal CO+FO | Glass 10

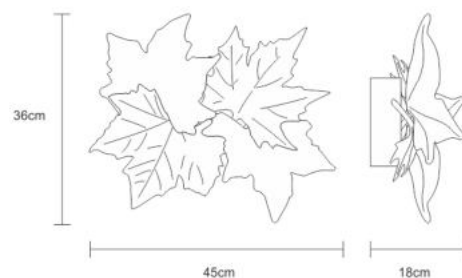
### Designed and produced by hand in Portugal.

Serip reserves the right to make changes or improvements at any time it deems useful to guarantee the highest quality standards for its products.

### Hand-finished, some variations may occur.

All the glass models are designed by Serip and exclusively handmade produced, establishing a unique and prestigious feature of the glass handwork art. For this reason, there is the possibility of variation in measures, weight, colour and shape represented.

### TECHNICAL DRAWING





## TECHNICAL SPECIFICATIONS

---

### MEASUREMENTS

#### FIXTURE SIZE & WEIGHT

**Width** 45cm / 18in  
**Height** 36cm / 14in  
**Depth** 22cm / 9in  
**Weight** 5kg / 11lb

#### PACKAGE SIZE & WEIGHT

**(m)Package 1/2** 0.50cm x 0.14cm x 0.50cm  
=0.03CBM

**(in)Package 1/2** 0.20in x 0.05in x 0.20in  
=1.19US GAL

### ELECTRIC FEATURE

**Installation** Wall  
**IP degree** IP 20

**220-240V 50Hz-60Hz**  
**Max Power Consumption** 9W  
**Light Sources**  
4 x LED

#### Included Sources

**Light Sources**  
4 x LED  
**Lumens** 720lm  
**Kelvin** 3000  
**CRI** 80

**110-120V 50Hz-60hZ**  
**Max Power Consumption** 9W  
**Light Sources**  
4 x LED

#### Included Sources

**Light Sources**  
4 x LED  
**Lumens** 720lm  
**Kelvin** 3000  
**CRI** 80

### ENERGY RATING

This luminaire allows lights sources with energy efficiency class



### CERTIFICATIONS



### CARE INSTRUCTIONS

Due to the nature of our exquisite hand applied finishes, wipe clean with a soft, dry cloth or static duster must be used to clean the fixture.

Always avoid the use of harsh chemicals or abrasive cleaners as they may cause damage to the fixture's finish.

Cleaning is limited to the outer surfaces, shades or glass. It is important to ensure that no moisture enters the terminal compartment or reaches any live parts.

As our products are subject to technical modifications, we cannot guarantee, that all information is always up to date. Please contact our [technical department](#) with any queries.

---

# SERIP

## OPTIONAL FINISHES

### GLASS FINISHES



Clear (10)

### METAL FINISHES



Copper (CO)



Silver (FP)



Silver/White  
Patina (FP/PB)



Lead (CH)



Palladium (PL)



Black (PR)



Gold/White Patina  
(FO/PB)



Gold (FO)



Talha (TA)

SERIP

## Folio Maple Male

REFERENCE CT3403/1



### DESCRIPTION

Inspired by the picturesque sight of Autumn and its fallen maple leaves. Like a fragment of a whole, the Folio Collection has the intensity of a still moment directly withdrawn from nature. The natural form reflects the arbitrary composition of patterns in a complex set of reflections and contrasts resulting in a sense of an enchanted environment. Ideal for vertical compositions and highlights in dining areas of classic and contemporary interiors.

**Finish shown here** Metal FO | Glass 10

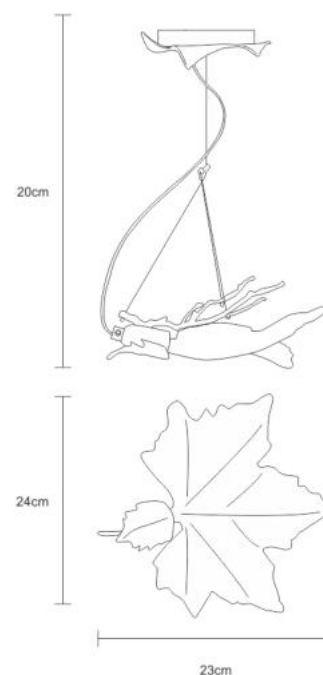
### Designed and produced by hand in Portugal.

Serip reserves the right to make changes or improvements at any time it deems useful to guarantee the highest quality standards for its products.

### Hand-finished, some variations may occur.

All the glass models are designed by Serip and exclusively handmade produced, establishing a unique and prestigious feature of the glass handwork art. For this reason, there is the possibility of variation in measures, weight, colour and shape represented.

### TECHNICAL DRAWING



## TECHNICAL SPECIFICATIONS

---

### MEASUREMENTS

#### FIXTURE SIZE & WEIGHT

**Width** 24cm / 9in

**Height** 20cm / 8in

**Length** 23cm / 9in

**OAH Overall Height Min** 30cm / 12in

**OAH Overall Height Max** 290cm / 114in

**Weight** 3kg / 7lb

#### PACKAGE SIZE & WEIGHT

**(m)Package 1/2** 0.43cm x 0.33cm x 0.43cm

=0.06CBM

**(in)Package 1/2** 0.17in x 0.13in x 0.17in

=2.15US GAL

### ELECTRIC FEATURE

**Installation** Ceiling

**IP degree** IP 20

**220-240V 50Hz-60Hz**

**Max Power Consumption** 4W

**Light Sources**

1 x LED

#### Included Sources

**Light Sources**

1 x LED

**Lumens** 180lm

**Kelvin** 3000

**CRI** 80

**110-120V 50Hz-60Hz**

**Max Power Consumption** 4W

**Light Sources**

1 x LED

#### Included Sources

**Light Sources**

1 x LED

**Lumens** 180lm

**Kelvin** 3000

**CRI** 80

### ENERGY RATING

This luminaire allows lights sources with energy efficiency class



### CERTIFICATIONS



### CARE INSTRUCTIONS

Due to the nature of our exquisite hand applied finishes, wipe clean with a soft, dry cloth or static duster must be used to clean the fixture.

Always avoid the use of harsh chemicals or abrasive cleaners as they may cause damage to the fixture's finish.

Cleaning is limited to the outer surfaces, shades or glass. It is important to ensure that no moisture enters the terminal compartment or reaches any live parts.

As our products are subject to technical modifications, we cannot guarantee, that all information is always up to date. Please contact our [technical department](#) with any queries.

---

# SERIP

## OPTIONAL FINISHES

### GLASS FINISHES



Clear (10)

### METAL FINISHES



Copper (CO)



Silver (FP)



Silver/White  
Patina (FP/PB)



Lead (CH)



Palladium (PL)



Black (PR)



Gold/White Patina  
(FO/PB)



Gold (FO)



Talha (TA)

SERIP

# SERIP

## Folio Crown Medium

REFERENCE CT3397/30



### DESCRIPTION

Inspired by the picturesque sight of Autumn and its fallen maple leaves. Like a fragment of a whole, the Folio Collection has the intensity of a still moment directly withdrawn from nature. The natural form reflects the arbitrary composition of patterns in a complex set of reflections and contrasts resulting in a sense of an enchanted environment. Ideal for vertical compositions and highlights in dining areas of classic and contemporary interiors.

**Finish shown here** Metal PL+CH+PR+FP | Glass 10

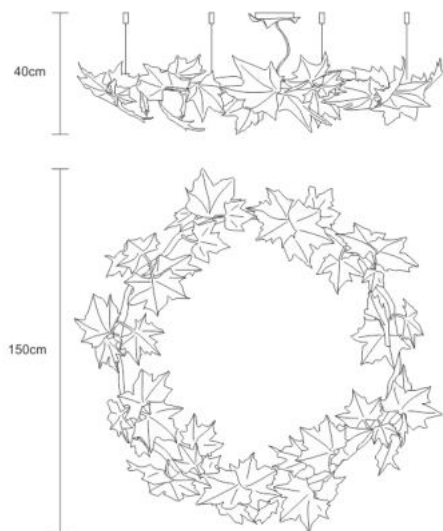
### Designed and produced by hand in Portugal.

Serip reserves the right to make changes or improvements at any time it deems useful to guarantee the highest quality standards for its products.

### Hand-finished, some variations may occur.

All the glass models are designed by Serip and exclusively handmade produced, establishing a unique and prestigious feature of the glass handwork art. For this reason, there is the possibility of variation in measures, weight, colour and shape represented.

### TECHNICAL DRAWING



# SERIP

## TECHNICAL SPECIFICATIONS

---

### MEASUREMENTS

**Height** 30cm / 12in

**OAH Overall Height Min** 30cm / 12in

**OAH Overall Height Max** 330cm / 130in

**Weight** 46kg / 101lb

### PACKAGE SIZE & WEIGHT

**(m)Package 1/2** 1.70cm x 0.67cm x 1.70cm  
=1.94CBM

**(in)Package 1/2** 0.67in x 0.26in x 0.67in  
=68.37US GAL

### ELECTRIC FEATURE

**Installation** Ceiling

**IP degree** IP 20

#### **220-240V 50Hz-60Hz**

**Max Power Consumption** 53W

**Light Sources**

30 x LED

#### Included Sources

**Light Sources**

30 x LED

**Lumens** 5400lm

**Kelvin** 3000

**CRI** 80

#### **110-120V 50Hz-60Hz**

**Max Power Consumption** 53W

**Light Sources**

30 x LED

#### Included Sources

**Light Sources**

30 x LED

**Lumens** 5400lm

**Kelvin** 3000

**CRI** 80

### ENERGY RATING

This luminaire allows lights sources with energy efficiency class



### CERTIFICATIONS



### CARE INSTRUCTIONS

Due to the nature of our exquisite hand applied finishes, wipe clean with a soft, dry cloth or static duster must be used to clean the fixture.

Always avoid the use of harsh chemicals or abrasive cleaners as they may cause damage to the fixture's finish.

Cleaning is limited to the outer surfaces, shades or glass. It is important to ensure that no moisture enters the terminal compartment or reaches any live parts.

As our products are subject to technical modifications, we cannot guarantee, that all information is always up to date. Please contact our [technical department](#) with any queries.

---

# SERIP

## OPTIONAL FINISHES

### GLASS FINISHES



Clear (10)

### METAL FINISHES



Copper (CO)



Silver (FP)



Silver/White  
Patina (FP/PB)



Lead (CH)



Palladium (PL)



Black (PR)



Gold/White Patina  
(FO/PB)



Gold (FO)



Talha (TA)

SERIP



# SERIP

---

## Folio Wand

REFERENCE AP1515/12

---



### DESCRIPTION

Inspired by the picturesque sight of Autumn and its fallen maple leaves. Like a fragment of a whole, the Folio Collection has the intensity of a still moment directly withdrawn from nature. The natural form reflects the arbitrary composition of patterns in a complex set of reflections and contrasts resulting in a sense of an enchanted environment. Ideal for vertical compositions and highlights in dining areas of classic and contemporary interiors.

**Finish shown here** Metal CO | Glass 10

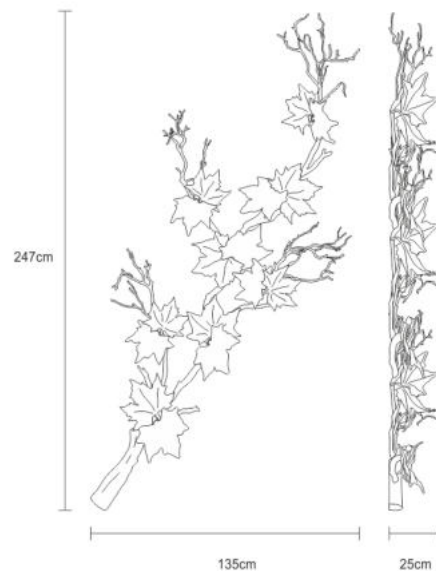
### Designed and produced by hand in Portugal.

Serip reserves the right to make changes or improvements at any time it deems useful to guarantee the highest quality standards for its products.

### Hand-finished, some variations may occur.

All the glass models are designed by Serip and exclusively handmade produced, establishing a unique and prestigious feature of the glass handwork art. For this reason, there is the possibility of variation in measures, weight, colour and shape represented.

### TECHNICAL DRAWING



---

# SERIP

## TECHNICAL SPECIFICATIONS

---

### MEASUREMENTS

#### FIXTURE SIZE & WEIGHT

**Width** 135cm / 53in

**Height** 247cm / 97in

**Depth** 25cm / 10in

**Weight** 26kg / 57lb

#### PACKAGE SIZE & WEIGHT

**(m)Package 1/2** 0.64cm x 0.46cm x 0.64cm  
=0.19CBM

**(in)Package 1/2** 0.25in x 0.18in x 0.25in  
=6.65US GAL

### ELECTRIC FEATURE

**Installation** Wall  
**IP degree** IP 20

**220-240V 50Hz-60Hz**  
**Max Power Consumption** 22W  
**Light Sources**  
12 x LED

#### Included Sources

**Light Sources**  
12 x LED  
**Lumens** 2160lm  
**Kelvin** 3000  
**CRI** 80

**110-120V 50Hz-60Hz**  
**Max Power Consumption** 22W  
**Light Sources**  
12 x LED

#### Included Sources

**Light Sources**  
12 x LED  
**Lumens** 2160lm  
**Kelvin** 3000  
**CRI** 80

### ENERGY RATING

This luminaire allows lights sources with energy efficiency class



### CERTIFICATIONS



### CARE INSTRUCTIONS

Due to the nature of our exquisite hand applied finishes, wipe clean with a soft, dry cloth or static duster must be used to clean the fixture.

Always avoid the use of harsh chemicals or abrasive cleaners as they may cause damage to the fixture's finish.

Cleaning is limited to the outer surfaces, shades or glass. It is important to ensure that no moisture enters the terminal compartment or reaches any live parts.

As our products are subject to technical modifications, we cannot guarantee, that all information is always up to date. Please contact our [technical department](#) with any queries.

---

# SERIP

## OPTIONAL FINISHES

### GLASS FINISHES



Clear (10)

### METAL FINISHES



Copper (CO)



Silver (FP)



Silver/White  
Patina (FP/PB)



Lead (CH)



Palladium (PL)



Black (PR)



Gold/White Patina  
(FO/PB)



Gold (FO)



Talha (TA)

SERIP

# SERIP

## Folio Twig Left

REFERENCE AP1499/4/L



### DESCRIPTION

Inspired by the picturesque sight of Autumn and its fallen maple leaves. Like a fragment of a whole, the Folio Collection has the intensity of a still moment directly withdrawn from nature. The natural form reflects the arbitrary composition of patterns in a complex set of reflections and contrasts resulting in a sense of an enchanted environment. Ideal for vertical compositions and highlights in dining areas of classic and contemporary interiors.

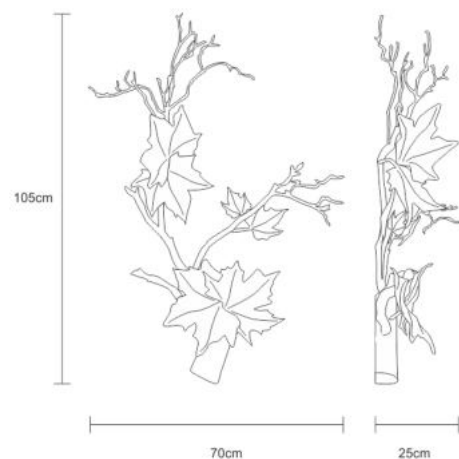
#### **Designed and produced by hand in Portugal.**

Serip reserves the right to make changes or improvements at any time it deems useful to guarantee the highest quality standards for its products.

#### **Hand-finished, some variations may occur.**

All the glass models are designed by Serip and exclusively handmade produced, establishing a unique and prestigious feature of the glass handwork art. For this reason, there is the possibility of variation in measures, weight, colour and shape represented.

### TECHNICAL DRAWING



SERIP

## TECHNICAL SPECIFICATIONS

---

### MEASUREMENTS

#### FIXTURE SIZE & WEIGHT

**Width** 70cm / 28in

**Height** 105cm / 41in

**Depth** 25cm / 10in

**Weight** 11kg / 24lb

#### PACKAGE SIZE & WEIGHT

**(m)Package 1/2** 0.95cm x 0.56cm x 0.95cm  
=0.51CBM

**(in)Package 1/2** 0.37in x 0.22in x 0.37in  
=17.85US GAL

### ELECTRIC FEATURE

**Installation** Wall  
**IP degree** IP 20

**220-240V 50Hz-60Hz**  
**Max Power Consumption** 7W  
**Light Sources**  
4 x LED

#### Included Sources

**Light Sources**  
4 x LED

**Lumens** 720lm

**Kelvin** 3000

**CRI** 80

**110-120V 50Hz-60Hz**  
**Max Power Consumption** 7W  
**Light Sources**  
4 x LED

#### Included Sources

**Light Sources**  
4 x LED

**Lumens** 720lm

**Kelvin** 3000

**CRI** 80

### ENERGY RATING

This luminaire allows lights sources with energy efficiency class



### CERTIFICATIONS



### CARE INSTRUCTIONS

Due to the nature of our exquisite hand applied finishes, wipe clean with a soft, dry cloth or static duster must be used to clean the fixture.

Always avoid the use of harsh chemicals or abrasive cleaners as they may cause damage to the fixture's finish.

Cleaning is limited to the outer surfaces, shades or glass. It is important to ensure that no moisture enters the terminal compartment or reaches any live parts.

As our products are subject to technical modifications, we cannot guarantee, that all information is always up to date. Please contact our [technical department](#) with any queries.

---

# SERIP

## OPTIONAL FINISHES

### GLASS FINISHES



Clear (10)

### METAL FINISHES



Copper (CO)



Silver (FP)



Silver/White  
Patina (FP/PB)



Lead (CH)



Palladium (PL)



Black (PR)



Gold/White Patina  
(FO/PB)



Gold (FO)



Talha (TA)

SERIP

## Folio Twig Right

REFERENCE AP1499/4/R



### DESCRIPTION

Inspired by the picturesque sight of Autumn and its fallen maple leaves. Like a fragment of a whole, the Folio Collection has the intensity of a still moment directly withdrawn from nature. The natural form reflects the arbitrary composition of patterns in a complex set of reflections and contrasts resulting in a sense of an enchanted environment. Ideal for vertical compositions and highlights in dining areas of classic and contemporary interiors.

**Finish shown here** Metal FO | Glass 10

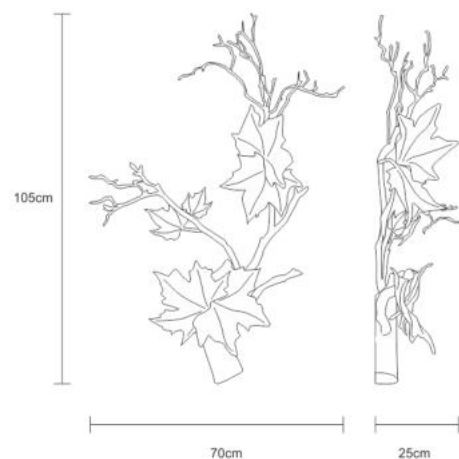
### Designed and produced by hand in Portugal.

Serip reserves the right to make changes or improvements at any time it deems useful to guarantee the highest quality standards for its products.

### Hand-finished, some variations may occur.

All the glass models are designed by Serip and exclusively handmade produced, establishing a unique and prestigious feature of the glass handwork art. For this reason, there is the possibility of variation in measures, weight, colour and shape represented.

### TECHNICAL DRAWING



## TECHNICAL SPECIFICATIONS

---

### MEASUREMENTS

#### FIXTURE SIZE & WEIGHT

**Width** 70cm / 28in

**Height** 105cm / 41in

**Depth** 25cm / 10in

**Weight** 11kg / 24lb

#### PACKAGE SIZE & WEIGHT

**(m)Package 1/2** 0.95cm x 0.56cm x 0.95cm  
=0.51CBM

**(in)Package 1/2** 0.37in x 0.22in x 0.37in  
=17.85US GAL

### ELECTRIC FEATURE

**Installation** Wall  
**IP degree** IP 20

**220-240V 50Hz-60Hz**  
**Max Power Consumption** 7W  
**Light Sources**  
4 x LED

#### Included Sources

**Light Sources**  
4 x LED

**Lumens** 720lm

**Kelvin** 3000

**CRI** 80

**110-120V 50Hz-60Hz**  
**Max Power Consumption** 7W  
**Light Sources**  
4 x LED

#### Included Sources

**Light Sources**  
4 x LED

**Lumens** 720lm

**Kelvin** 3000

**CRI** 80

### ENERGY RATING

This luminaire allows lights sources with energy efficiency class



### CERTIFICATIONS



### CARE INSTRUCTIONS

Due to the nature of our exquisite hand applied finishes, wipe clean with a soft, dry cloth or static duster must be used to clean the fixture.

Always avoid the use of harsh chemicals or abrasive cleaners as they may cause damage to the fixture's finish.

Cleaning is limited to the outer surfaces, shades or glass. It is important to ensure that no moisture enters the terminal compartment or reaches any live parts.

As our products are subject to technical modifications, we cannot guarantee, that all information is always up to date. Please contact our [technical department](#) with any queries.

---

# SERIP



## OPTIONAL FINISHES

### GLASS FINISHES



Clear (10)

### METAL FINISHES



Copper (CO)



Silver (FP)



Silver/White  
Patina (FP/PB)



Lead (CH)



Palladium (PL)



Black (PR)



Gold/White Patina  
(FO/PB)



Gold (FO)



Talha (TA)

SERIP

## Folio Hoard Large

REFERENCE AP1514/10



### DESCRIPTION

Inspired by the picturesque sight of Autumn and its fallen maple leaves. Like a fragment of a whole, the Folio Collection has the intensity of a still moment directly withdrawn from nature. The natural form reflects the arbitrary composition of patterns in a complex set of reflections and contrasts resulting in a sense of an enchanted environment. Ideal for vertical compositions and highlights in dining areas of classic and contemporary interiors.

**Finish shown here** Metal FO+TA+RO+CO | Glass 10

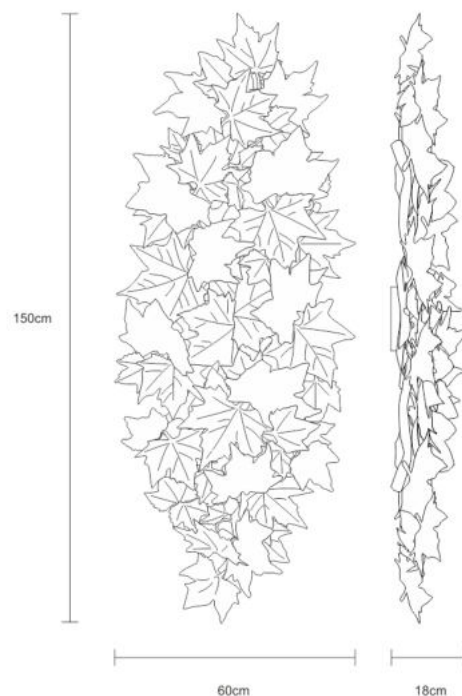
### Designed and produced by hand in Portugal.

Serip reserves the right to make changes or improvements at any time it deems useful to guarantee the highest quality standards for its products.

### Hand-finished, some variations may occur.

All the glass models are designed by Serip and exclusively handmade produced, establishing a unique and prestigious feature of the glass handwork art. For this reason, there is the possibility of variation in measures, weight, colour and shape represented.

### TECHNICAL DRAWING



## TECHNICAL SPECIFICATIONS

---

### MEASUREMENTS

#### FIXTURE SIZE & WEIGHT

**Width** 60cm / 24in

**Height** 150cm / 59in

**Weight** 30kg / 66lb

#### PACKAGE SIZE & WEIGHT

**(m)Package 1/2** 0.63cm x 0.54cm x 1.60cm  
=0.54CBM

**(in)Package 1/2** 0.25in x 0.21in x 0.63in  
=19.22US GAL

### ELECTRIC FEATURE

**Installation** Wall  
**IP degree** IP 20

**220-240V 50Hz-60Hz**  
**Max Power Consumption** 19W  
**Light Sources**  
10 x LED

#### Included Sources

**Light Sources**  
10 x LED  
**Lumens** 1800lm  
**Kelvin** 3000  
**CRI** 80

**110-120V 50Hz-60hZ**  
**Max Power Consumption** 19W  
**Light Sources**  
10 x LED

#### Included Sources

**Light Sources**  
10 x LED  
**Lumens** 1800lm  
**Kelvin** 3000  
**CRI** 80

### ENERGY RATING

This luminaire allows lights sources with energy efficiency class



### CERTIFICATIONS



### CARE INSTRUCTIONS

Due to the nature of our exquisite hand applied finishes, wipe clean with a soft, dry cloth or static duster must be used to clean the fixture.

Always avoid the use of harsh chemicals or abrasive cleaners as they may cause damage to the fixture's finish.

Cleaning is limited to the outer surfaces, shades or glass. It is important to ensure that no moisture enters the terminal compartment or reaches any live parts.

As our products are subject to technical modifications, we cannot guarantee, that all information is always up to date. Please contact our [technical department](#) with any queries.

---

# SERIP

## OPTIONAL FINISHES

### GLASS FINISHES



Clear (10)

### METAL FINISHES



Copper (CO)



Silver (FP)



Silver/White  
Patina (FP/PB)



Lead (CH)



Palladium (PL)



Black (PR)



Gold/White Patina  
(FO/PB)



Gold (FO)



Talha (TA)

SERIP

## Folio Hoard Medium

REFERENCE AP1514/8

---



### DESCRIPTION

Inspired by the picturesque sight of Autumn and its fallen maple leaves. Like a fragment of a whole, the Folio Collection has the intensity of a still moment directly withdrawn from nature. The natural form reflects the arbitrary composition of patterns in a complex set of reflections and contrasts resulting in a sense of an enchanted environment. Ideal for vertical compositions and highlights in dining areas of classic and contemporary interiors.

**Finish shown here** Metal FO+TA+RO+CO | Glass 10

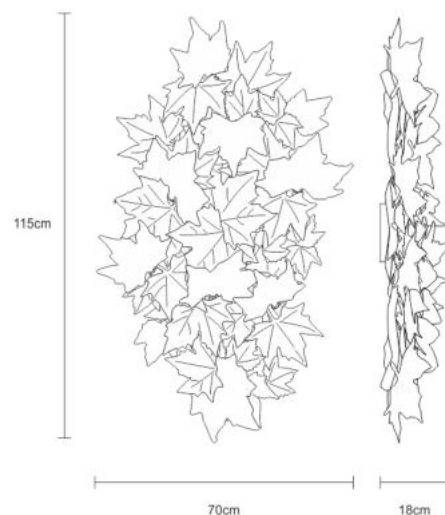
### Designed and produced by hand in Portugal.

Serip reserves the right to make changes or improvements at any time it deems useful to guarantee the highest quality standards for its products.

### Hand-finished, some variations may occur.

All the glass models are designed by Serip and exclusively handmade produced, establishing a unique and prestigious feature of the glass handwork art. For this reason, there is the possibility of variation in measures, weight, colour and shape represented.

### TECHNICAL DRAWING



## TECHNICAL SPECIFICATIONS

---

### MEASUREMENTS

#### FIXTURE SIZE & WEIGHT

**Width** 70cm / 28in

**Height** 115cm / 45in

**Depth** 18cm / 7in

**Weight** 22kg / 49lb

#### PACKAGE SIZE & WEIGHT

**(m)Package 1/2** 0.80cm x 0.54cm x 1.25cm  
=0.54CBM

**(in)Package 1/2** 0.31in x 0.21in x 0.49in  
=19.07US GAL

### ELECTRIC FEATURE

**Installation** Wall  
**IP degree** IP 20

**220-240V 50Hz-60Hz**  
**Max Power Consumption** 15W  
**Light Sources**  
8 x LED

#### Included Sources

**Light Sources**  
8 x LED  
**Lumens** 1440lm  
**Kelvin** 3000  
**CRI** 80

**110-120V 50Hz-60hZ**  
**Max Power Consumption** 15W  
**Light Sources**  
8 x LED

#### Included Sources

**Light Sources**  
8 x LED  
**Lumens** 1440lm  
**Kelvin** 3000  
**CRI** 80

### ENERGY RATING

This luminaire allows lights sources with energy efficiency class



### CERTIFICATIONS



### CARE INSTRUCTIONS

Due to the nature of our exquisite hand applied finishes, wipe clean with a soft, dry cloth or static duster must be used to clean the fixture.

Always avoid the use of harsh chemicals or abrasive cleaners as they may cause damage to the fixture's finish.

Cleaning is limited to the outer surfaces, shades or glass. It is important to ensure that no moisture enters the terminal compartment or reaches any live parts.

As our products are subject to technical modifications, we cannot guarantee, that all information is always up to date. Please contact our [technical department](#) with any queries.

---

# SERIP

## OPTIONAL FINISHES

### GLASS FINISHES



Clear (10)

### METAL FINISHES



Copper (CO)



Silver (FP)



Silver/White  
Patina (FP/PB)



Lead (CH)



Palladium (PL)



Black (PR)



Gold/White Patina  
(FO/PB)



Gold (FO)



Talha (TA)

SERIP

## Folio Cumulus

REFERENCE PL382/45



### DESCRIPTION

Inspired by the picturesque sight of Autumn and its fallen maple leaves. Like a fragment of a whole, the Folio Collection has the intensity of a still moment directly withdrawn from nature. The natural form reflects the arbitrary composition of patterns in a complex set of reflections and contrasts resulting in a sense of an enchanted environment. Ideal for vertical compositions and highlights in dining areas of classic and contemporary interiors.

**Finish shown here** Metal FO+FO/PB | Glass 10

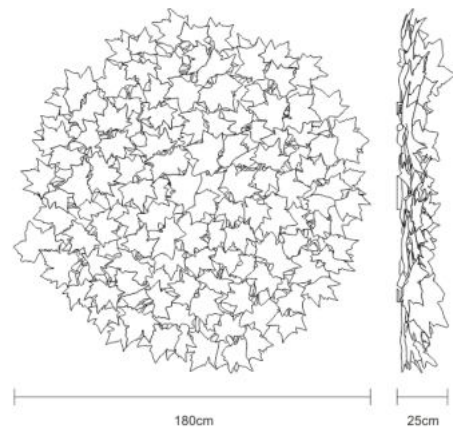
### Designed and produced by hand in Portugal.

Serip reserves the right to make changes or improvements at any time it deems useful to guarantee the highest quality standards for its products.

### Hand-finished, some variations may occur.

All the glass models are designed by Serip and exclusively handmade produced, establishing a unique and prestigious feature of the glass handwork art. For this reason, there is the possibility of variation in measures, weight, colour and shape represented.

### TECHNICAL DRAWING





## TECHNICAL SPECIFICATIONS

---

### MEASUREMENTS

**Depth** 25cm / 10in  
**Lenght** 180cm / 71in  
**Weight** 113kg / 249lb

### PACKAGE SIZE & WEIGHT

**(m)Package 1/2** 1.25cm x 0.77cm x 1.25cm  
=1.20CBM  
**(in)Package 1/2** 0.49in x 0.30in x 0.49in  
=42.48US GAL

### ELECTRIC FEATURE

**Installation** Ceilling  
**IP degree** IP 20

**220-240V 50Hz-60Hz**  
**Max Power Consumption** 77W  
**Light Sources**  
45 x LED

#### Included Sources

**Light Sources**  
45 x LED  
**Lumens** 8100lm  
**Kelvin** 3000  
**CRI** 80

**110-120V 50Hz-60hZ**  
**Max Power Consumption** 77W  
**Light Sources**  
45 x LED

#### Included Sources

**Light Sources**  
45 x LED  
**Lumens** 8100lm  
**Kelvin** 3000  
**CRI** 80

### ENERGY RATING

This luminaire allows lights sources with energy efficiency class



### CERTIFICATIONS



### CARE INSTRUCTIONS

Due to the nature of our exquisite hand applied finishes, wipe clean with a soft, dry cloth or static duster must be used to clean the fixture.

Always avoid the use of harsh chemicals or abrasive cleaners as they may cause damage to the fixture's finish.

Cleaning is limited to the outer surfaces, shades or glass. It is important to ensure that no moisture enters the terminal compartment or reaches any live parts.

As our products are subject to technical modifications, we cannot guarantee, that all information is always up to date. Please contact our [technical department](#) with any queries.

---

# SERIP

## OPTIONAL FINISHES

### GLASS FINISHES



Clear (10)

### METAL FINISHES



Copper (CO)



Silver (FP)



Silver/White  
Patina (FP/PB)



Lead (CH)



Palladium (PL)



Black (PR)



Gold/White Patina  
(FO/PB)



Gold (FO)



Talha (TA)

SERIP