

Coral Sea Fan

REFERENCE AP1500



DESCRIPTION

Inspired by the beauty and natural complexity of coral reef shapes, the Coral Collection stands as a dense structure of intertwined metal branches aiming for a faithful representation of its nature and visual impact. The glass pieces fall into the glimpse of marine organisms in a visual combination of great impression. Dense and robust, this collection integrates a complex system of detail aiming for a differential presence. Ideal for areas of extensive height and open for complex patterned details.

Finish shown here Metal FO | Glass 10

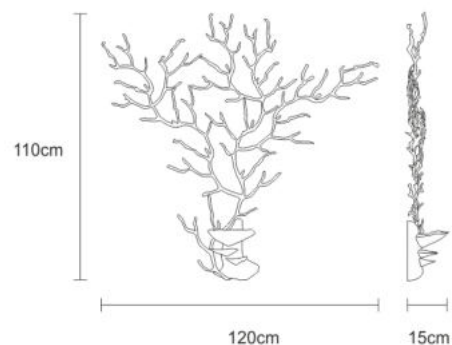
Designed and produced by hand in Portugal.

Serip reserves the right to make changes or improvements at any time it deems useful to guarantee the highest quality standards for its products.

Hand-finished, some variations may occur.

All the glass models are designed by Serip and exclusively handmade produced, establishing a unique and prestigious feature of the glass handwork art. For this reason, there is the possibility of variation in measures, weight, colour and shape represented.

TECHNICAL DRAWING



TECHNICAL SPECIFICATIONS

MEASUREMENTS

FIXTURE SIZE & WEIGHT

Width 120cm / 47in
Height 110cm / 43in
Depth 15cm / 6in
Weight 9kg / 20lb

PACKAGE SIZE & WEIGHT

(m)Package 1/2 1.20cm x 0.50cm x 1.20cm
=0.72CBM
(in)Package 1/2 0.47in x 0.20in x 0.47in
=25.42US GAL

ELECTRIC FEATURE

Installation Wall
IP degree IP 20

220-240V 50Hz-60Hz
Max Power Consumption 4W
Light Sources
1 x LED

Included Sources

Light Sources
1 x LED
Lumens 400lm
Kelvin 3000
CRI 80

110-120V 50Hz-60hZ
Max Power Consumption 1W
Light Sources
4 x LED

ENERGY RATING

This luminaire allows lights sources with energy efficiency class



CERTIFICATIONS



CARE INSTRUCTIONS

Due to the nature of our exquisite hand applied finishes, wipe clean with a soft, dry cloth or static duster must be used to clean the fixture.

Always avoid the use of harsh chemicals or abrasive cleaners as they may cause damage to the fixture's finish.

Cleaning is limited to the outer surfaces, shades or glass. It is important to ensure that no moisture enters the terminal compartment or reaches any live parts.

As our products are subject to technical modifications, we cannot guarantee, that all information is always up to date. Please contact our [technical department](#) with any queries.

SERIP

OPTIONAL FINISHES

METAL FINISHES



Copper (CO)



Silver (FP)



Silver/White Patina
(FP/PB)



Lead (CH)



Palladium (PL)



Black (PR)



Gold/White Patina
(FO/PB)



Gold (FO)



Talha (TA)

SERIP

SERIP

Coral Staghorn

REFERENCE CT3393/4



DESCRIPTION

Inspired by the beauty and natural complexity of coral reef shapes, the Coral Collection stands as a dense structure of intertwined metal branches aiming for a faithful representation of its nature and visual impact. The glass pieces fall into the glimpse of marine organisms in a visual combination of great impression. Dense and robust, this collection integrates a complex system of detail aiming for a differential presence. Ideal for areas of extensive height and open for complex patterned details.

Finish shown here Metal FP | Glass 10+21+27

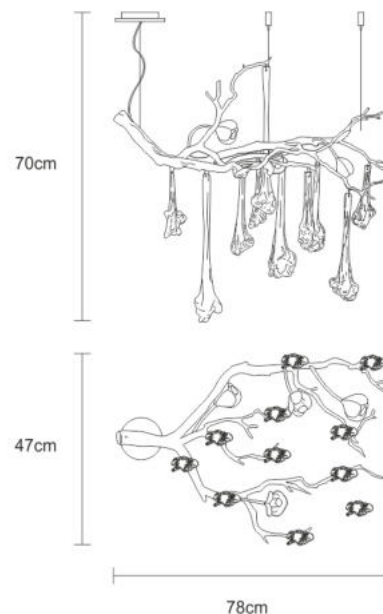
Designed and produced by hand in Portugal.

Serip reserves the right to make changes or improvements at any time it deems useful to guarantee the highest quality standards for its products.

Hand-finished, some variations may occur.

All the glass models are designed by Serip and exclusively handmade produced, establishing a unique and prestigious feature of the glass handwork art. For this reason, there is the possibility of variation in measures, weight, colour and shape represented.

TECHNICAL DRAWING



SERIP

TECHNICAL SPECIFICATIONS

MEASUREMENTS

FIXTURE SIZE & WEIGHT

Width 47cm / 19in

Height 70cm / 28in

Length 78cm / 31in

OAH Overall Height Min 80cm / 31in

OAH Overall Height Max 350cm / 138in

Weight 10kg / 22lb

PACKAGE SIZE & WEIGHT

(m)Package 1/2 0.95cm x 0.50cm x 0.90cm
=0.43CBM

(in)Package 1/2 0.37in x 0.20in x 0.35in
=15.10US GAL

ELECTRIC FEATURE

Installation Ceiling

IP degree IP 20

220-240V 50Hz-60Hz

Max Power Consumption 160W

Light Sources

4 x G9 Max 40W

Included Sources

Light Sources

4 x G9 LED 2W

Lumens 920lm

Kelvin 3000

CRI 80

Optional Sources

Light Sources

4 x G9 LED 4W

Lumens 1280lm

Kelvin 2700

CRI 80

110-120V 50Hz-60Hz

Max Power Consumption 160W

Light Sources

4 x G9 Max 40W

ENERGY RATING

This luminaire allows lights sources with energy efficiency class



CERTIFICATIONS



CARE INSTRUCTIONS

Due to the nature of our exquisite hand applied finishes, wipe clean with a soft, dry cloth or static duster must be used to clean the fixture.

Always avoid the use of harsh chemicals or abrasive cleaners as they may cause damage to the fixture's finish.

Cleaning is limited to the outer surfaces, shades or glass. It is important to ensure that no moisture enters the terminal compartment or reaches any live parts.

As our products are subject to technical modifications, we cannot guarantee, that all information is always up to date. Please contact our [technical department](#) with any queries.

SERIP

OPTIONAL FINISHES

GLASS FINISHES



Cherry Red (45)



Silver (44)



Gold (43)



Dark Blue (42)



Grey (41)



Blue Sea (39)



Smoked (34)



Turquoise (33)



Water Blue (32)



Aubergine (29)



Lilac (28)



Flamingo (27)



Red Wine (26)



Venturini Green (25)



Linden Green (24)



Venturini (23)



Ruby (22)



Ochre (21)



Beige (20)



Opal (17)



Brown (16)



Purple (15)



Black (14)



Yellow (13)



Clear (10)



Bright Gold (06)



Honey (04)

METAL FINISHES



Copper (CO)



Silver (FP)



Silver/White Patina (FP/PB)



Lead (CH)



Palladium (PL)



Black (PR)



Gold/White Patina (FO/PB)



Gold (FO)



Talha (TA)

SERIP

SERIP

Coral Royal Emperior Medium

REFERENCE CT3300/12



DESCRIPTION

Inspired by the beauty and natural complexity of coral reef shapes, the Coral Collection stands as a dense structure of intertwined metal branches aiming for a faithful representation of its nature and visual impact. The glass pieces fall into the glimpse of marine organisms in a visual combination of great impression. Dense and robust, this collection integrates a complex system of detail aiming for a differential presence. Ideal for areas of extensive height and open for complex patterned details.

Finish shown here Metal FO | Glass 10

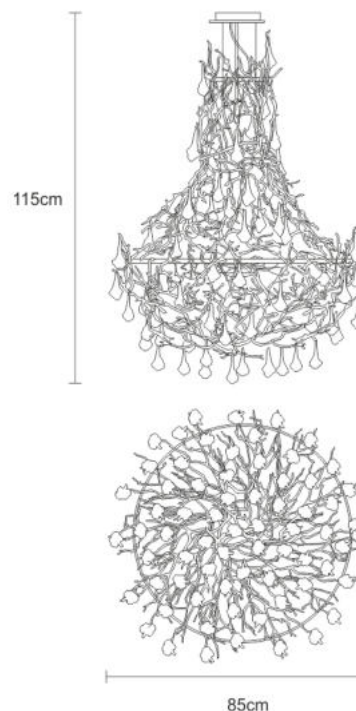
Designed and produced by hand in Portugal.

Serip reserves the right to make changes or improvements at any time it deems useful to guarantee the highest quality standards for its products.

Hand-finished, some variations may occur.

All the glass models are designed by Serip and exclusively handmade produced, establishing a unique and prestigious feature of the glass handwork art. For this reason, there is the possibility of variation in measures, weight, colour and shape represented.

TECHNICAL DRAWING



SERIP

TECHNICAL SPECIFICATIONS

MEASUREMENTS

Height 110cm / 43in
OAH Overall Height Min 115cm / 45in
OAH Overall Height Max 410cm / 161in
Weight 32kg / 71lb

PACKAGE SIZE & WEIGHT

(m)Package 1/2 0.95cm x 1.40cm x 0.95cm
=1.26CBM
(in)Package 1/2 0.37in x 0.55in x 0.37in
=44.61US GAL

ELECTRIC FEATURE

Installation Ceilling
IP degree IP 20

220-240V 50Hz-60Hz
Max Power Consumption 480W
Light Sources
12 x G9 Max 40W

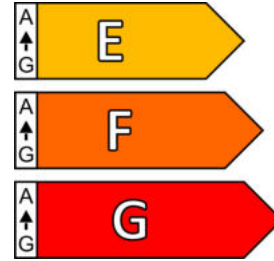
Included Sources
Light Sources
12 x G9 LED 2W
Lumens 2760lm
Kelvin 3000
CRI 80

Optional Sources
Light Sources
12 x G9 LED 4W
Lumens 3840lm
Kelvin 2700
CRI 80

110-120V 50Hz-60Hz
Max Power Consumption 480W
Light Sources
12 x G9 Max 40W

ENERGY RATING

This luminaire allows lights sources with energy efficiency class



CERTIFICATIONS



CARE INSTRUCTIONS

Due to the nature of our exquisite hand applied finishes, wipe clean with a soft, dry cloth or static duster must be used to clean the fixture.

Always avoid the use of harsh chemicals or abrasive cleaners as they may cause damage to the fixture's finish.

Cleaning is limited to the outer surfaces, shades or glass. It is important to ensure that no moisture enters the terminal compartment or reaches any live parts.

As our products are subject to technical modifications, we cannot guarantee, that all information is always up to date. Please contact our [technical department](#) with any queries.

SERIP

OPTIONAL FINISHES

GLASS FINISHES



Cherry Red (45)



Silver (44)



Gold (43)



Dark Blue (42)



Grey (41)



Blue Sea (39)



Smoked (34)



Turquoise (33)



Water Blue (32)



Aubergine (29)



Lilac (28)



Flamingo (27)



Red Wine (26)



Venturini Green (25)



Linden Green (24)



Venturini (23)



Ruby (22)



Ochre (21)



Beige (20)



Opal (17)



Brown (16)



Purple (15)



Black (14)



Yellow (13)



Clear (10)



Bright Gold (06)



Honey (04)

METAL FINISHES



Copper (CO)



Silver (FP)



Silver/White Patina (FP/PB)



Lead (CH)



Palladium (PL)



Black (PR)



Gold/White Patina (FO/PB)



Gold (FO)



Talha (TA)

SERIP

SERIP

Coral Volcano Large

REFERENCE CT3368/70



DESCRIPTION

Inspired by the beauty and natural complexity of coral reef shapes, the Coral Collection stands as a dense structure of intertwined metal branches aiming for a faithful representation of its nature and visual impact. The glass pieces fall into the glimpse of marine organisms in a visual combination of great impression. Dense and robust, this collection integrates a complex system of detail aiming for a differential presence. Ideal for areas of extensive height and open for complex patterned details.

Finish shown here Metal FO | Glass 10

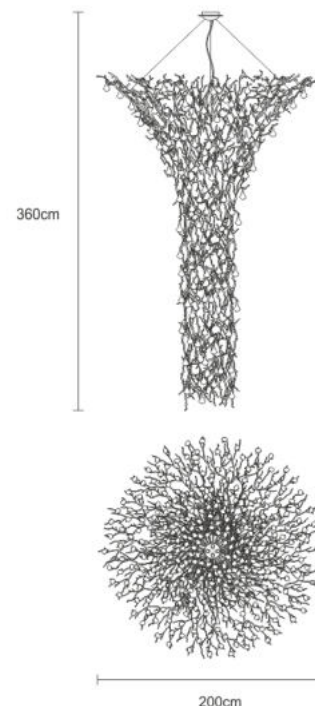
Designed and produced by hand in Portugal.

Serip reserves the right to make changes or improvements at any time it deems useful to guarantee the highest quality standards for its products.

Hand-finished, some variations may occur.

All the glass models are designed by Serip and exclusively handmade produced, establishing a unique and prestigious feature of the glass handwork art. For this reason, there is the possibility of variation in measures, weight, colour and shape represented.

TECHNICAL DRAWING



SERIP

TECHNICAL SPECIFICATIONS

MEASUREMENTS

Height 300cm / 118in
OAH Overall Height Min 360cm / 142in
OAH Overall Height Max 575cm / 226in
Weight 150kg / 331lb

PACKAGE SIZE & WEIGHT

(m)Package 1/2 2.20cm x 1.20cm x 2.20cm
=5.81CBM
(in)Package 1/2 0.87in x 0.47in x 0.87in
=205.08US GAL
(m)Package 2/2 0.85cm x 1.00cm x 2.03cm
=2.03CBM
(in)Package 2/2 0.33in x 0.39in x 0.80in
=0.00US GAL

ELECTRIC FEATURE

Installation Ceilling
IP degree IP 20

220-240V 50Hz-60Hz
Max Power Consumption 2800W
Light Sources
70 x G9 Max 40W

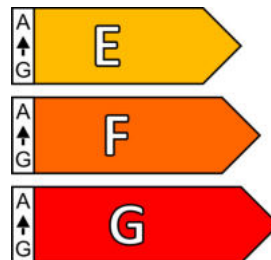
Included Sources
Light Sources
70 x G9 LED 2W
Lumens 16100lm
Kelvin 3000
CRI 80

Optional Sources
Light Sources
70 x G9 LED 4W
Lumens 22400lm
Kelvin 2700
CRI 80

110-120V 50Hz-60Hz
Max Power Consumption 2800W
Light Sources
70 x G9 Max 40W

ENERGY RATING

This luminaire allows lights sources with energy efficiency class



CERTIFICATIONS



CARE INSTRUCTIONS

Due to the nature of our exquisite hand applied finishes, wipe clean with a soft, dry cloth or static duster must be used to clean the fixture.

Always avoid the use of harsh chemicals or abrasive cleaners as they may cause damage to the fixture's finish.

Cleaning is limited to the outer surfaces, shades or glass. It is important to ensure that no moisture enters the terminal compartment or reaches any live parts.

As our products are subject to technical modifications, we cannot guarantee, that all information is always up to date. Please contact our [technical department](#) with any queries.

SERIP

OPTIONAL FINISHES

GLASS FINISHES



Cherry Red (45)



Silver (44)



Gold (43)



Dark Blue (42)



Grey (41)



Blue Sea (39)



Smoked (34)



Turquoise (33)



Water Blue (32)



Aubergine (29)



Lilac (28)



Flamingo (27)



Red Wine (26)



Venturini Green (25)



Linden Green (24)



Venturini (23)



Ruby (22)



Ochre (21)



Beige (20)



Opal (17)



Brown (16)



Purple (15)



Black (14)



Yellow (13)



Clear (10)



Bright Gold (06)



Honey (04)

METAL FINISHES



Copper (CO)



Silver (FP)



Silver/White Patina (FP/PB)



Lead (CH)



Palladium (PL)



Black (PR)



Gold/White Patina (FO/PB)



Gold (FO)



Talha (TA)

SERIP

SERIP

Coral Royal Emperior

REFERENCE AP1442/3



DESCRIPTION

Inspired by the beauty and natural complexity of coral reef shapes, the Coral Collection stands as a dense structure of intertwined metal branches aiming for a faithful representation of its nature and visual impact. The glass pieces fall into the glimpse of marine organisms in a visual combination of great impression. Dense and robust, this collection integrates a complex system of detail aiming for a differential presence. Ideal for areas of extensive height and open for complex patterned details.

Finish shown here Metal FO | Glass 10

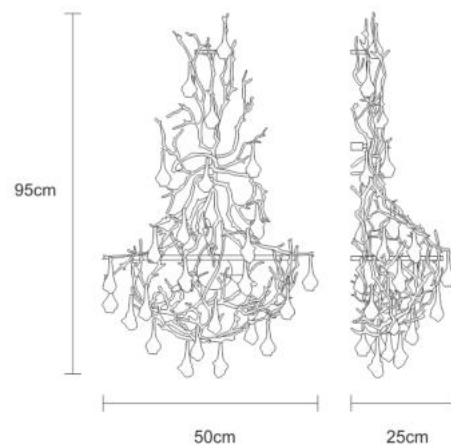
Designed and produced by hand in Portugal.

Serip reserves the right to make changes or improvements at any time it deems useful to guarantee the highest quality standards for its products.

Hand-finished, some variations may occur.

All the glass models are designed by Serip and exclusively handmade produced, establishing a unique and prestigious feature of the glass handwork art. For this reason, there is the possibility of variation in measures, weight, colour and shape represented.

TECHNICAL DRAWING



SERIP

TECHNICAL SPECIFICATIONS

MEASUREMENTS

FIXTURE SIZE & WEIGHT

Width 50cm / 20in

Height 95cm / 37in

Depth 25cm / 10in

Weight 5kg / 11lb

PACKAGE SIZE & WEIGHT

(m)Package 1/2 0.95cm x 0.56cm x 0.95cm
=0.51CBM

(in)Package 1/2 0.37in x 0.22in x 0.37in
=17.85US GAL

ELECTRIC FEATURE

Installation Wall
IP degree IP 20

220-240V 50Hz-60Hz
Max Power Consumption 120W
Light Sources
3 x G9 Max 40W

Included Sources

Light Sources
3 x G9 LED 2W
Lumens 690lm
Kelvin 3000
CRI 80

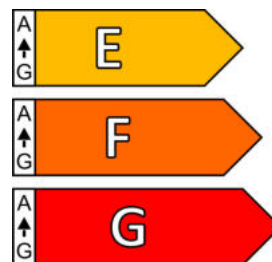
Optional Sources

Light Sources
3 x G9 LED 4W
Lumens 960lm
Kelvin 2700
CRI 80

110-120V 50Hz-60Hz
Max Power Consumption 120W
Light Sources
3 x G9 Max 40W

ENERGY RATING

This luminaire allows lights sources with energy efficiency class



CERTIFICATIONS



CARE INSTRUCTIONS

Due to the nature of our exquisite hand applied finishes, wipe clean with a soft, dry cloth or static duster must be used to clean the fixture.

Always avoid the use of harsh chemicals or abrasive cleaners as they may cause damage to the fixture's finish.

Cleaning is limited to the outer surfaces, shades or glass. It is important to ensure that no moisture enters the terminal compartment or reaches any live parts.

As our products are subject to technical modifications, we cannot guarantee, that all information is always up to date. Please contact our [technical department](#) with any queries.

SERIP

OPTIONAL FINISHES

GLASS FINISHES



Cherry Red (45)



Silver (44)



Gold (43)



Dark Blue (42)



Grey (41)



Blue Sea (39)



Smoked (34)



Turquoise (33)



Water Blue (32)



Aubergine (29)



Lilac (28)



Flamingo (27)



Red Wine (26)



Venturini Green (25)



Linden Green (24)



Venturini (23)



Ruby (22)



Ochre (21)



Beige (20)



Opal (17)



Brown (16)



Purple (15)



Black (14)



Yellow (13)



Clear (10)



Bright Gold (06)



Honey (04)

METAL FINISHES



Copper (CO)



Silver (FP)



Silver/White Patina (FP/PB)



Lead (CH)



Palladium (PL)



Black (PR)



Gold/White Patina (FO/PB)



Gold (FO)



Talha (TA)

SERIP

SERIP

Coral Reef

REFERENCE CT3394/20



DESCRIPTION

Inspired by the beauty and natural complexity of coral reef shapes, the Coral Collection stands as a dense structure of intertwined metal branches aiming for a faithful representation of its nature and visual impact. The glass pieces fall into the glimpse of marine organisms in a visual combination of great impression. Dense and robust, this collection integrates a complex system of detail aiming for a differential presence. Ideal for areas of extensive height and open for complex patterned details.

Finish shown here Metal FO/PB | Glass 10+43 +44

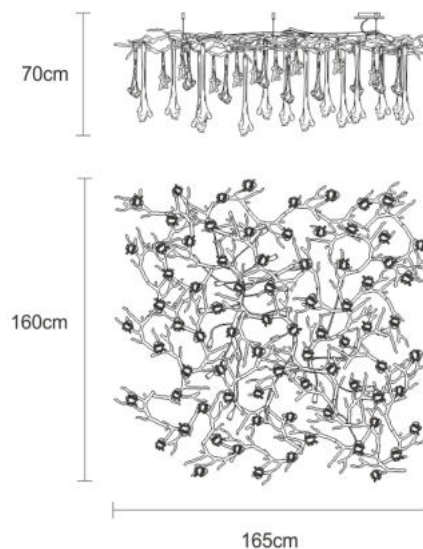
Designed and produced by hand in Portugal.

Serip reserves the right to make changes or improvements at any time it deems useful to guarantee the highest quality standards for its products.

Hand-finished, some variations may occur.

All the glass models are designed by Serip and exclusively handmade produced, establishing a unique and prestigious feature of the glass handwork art. For this reason, there is the possibility of variation in measures, weight, colour and shape represented.

TECHNICAL DRAWING



SERIP

TECHNICAL SPECIFICATIONS

MEASUREMENTS

FIXTURE SIZE & WEIGHT

Width 160cm / 63in

Height 60cm / 24in

Length 165cm / 65in

OAH Overall Height Min 70cm / 28in

OAH Overall Height Max 350cm / 138in

Weight 56kg / 123lb

PACKAGE SIZE & WEIGHT

(m)Package 1/2 1.83cm x 0.97cm x 1.83cm
=3.25CBM

(in)Package 1/2 0.72in x 0.38in x 0.72in
=114.70US GAL

ELECTRIC FEATURE

Installation Ceiling
IP degree IP 20

220-240V 50Hz-60Hz
Max Power Consumption 800W
Light Sources
20 x G9 Max 40W

Included Sources

Light Sources
20 x G9 LED 2W
Lumens 4600lm
Kelvin 3000
CRI 80

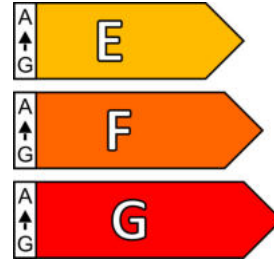
Optional Sources

Light Sources
20 x G9 LED 4W
Lumens 6400lm
Kelvin 2700
CRI 80

110-120V 50Hz-60Hz
Max Power Consumption 800W
Light Sources
20 x G9 Max 40W

ENERGY RATING

This luminaire allows lights sources with energy efficiency class



CERTIFICATIONS



CARE INSTRUCTIONS

Due to the nature of our exquisite hand applied finishes, wipe clean with a soft, dry cloth or static duster must be used to clean the fixture.

Always avoid the use of harsh chemicals or abrasive cleaners as they may cause damage to the fixture's finish.

Cleaning is limited to the outer surfaces, shades or glass. It is important to ensure that no moisture enters the terminal compartment or reaches any live parts.

As our products are subject to technical modifications, we cannot guarantee, that all information is always up to date. Please contact our [technical department](#) with any queries.

SERIP

OPTIONAL FINISHES

GLASS FINISHES



Cherry Red (45)



Silver (44)



Gold (43)



Dark Blue (42)



Grey (41)



Blue Sea (39)



Smoked (34)



Turquoise (33)



Water Blue (32)



Aubergine (29)



Lilac (28)



Flamingo (27)



Red Wine (26)



Venturini Green (25)



Linden Green (24)



Venturini (23)



Ruby (22)



Ochre (21)



Beige (20)



Opal (17)



Brown (16)



Purple (15)



Black (14)



Yellow (13)



Clear (10)



Bright Gold (06)



Honey (04)

METAL FINISHES



Copper (CO)



Silver (FP)



Silver/White Patina (FP/PB)



Lead (CH)



Palladium (PL)



Black (PR)



Gold/White Patina (FO/PB)



Gold (FO)



Talha (TA)

SERIP

SERIP

Coral Royal Empress

REFERENCE CT3301/12



DESCRIPTION

Inspired by the beauty and natural complexity of coral reef shapes, the Coral Collection stands as a dense structure of intertwined metal branches aiming for a faithful representation of its nature and visual impact. The glass pieces fall into the glimpse of marine organisms in a visual combination of great impression. Dense and robust, this collection integrates a complex system of detail aiming for a differential presence. Ideal for areas of extensive height and open for complex patterned details.

Finish shown here Metal FO | Glass 10

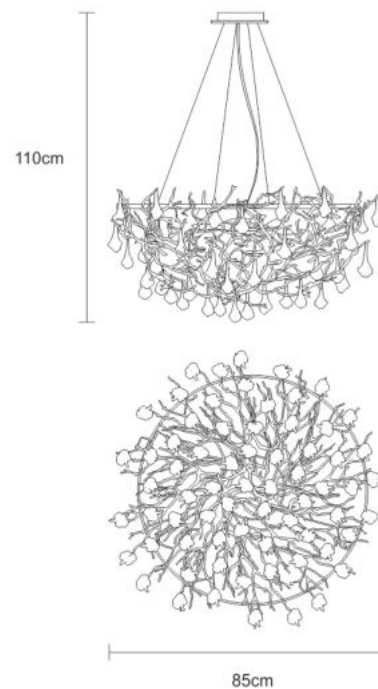
Designed and produced by hand in Portugal.

Serip reserves the right to make changes or improvements at any time it deems useful to guarantee the highest quality standards for its products.

Hand-finished, some variations may occur.

All the glass models are designed by Serip and exclusively handmade produced, establishing a unique and prestigious feature of the glass handwork art. For this reason, there is the possibility of variation in measures, weight, colour and shape represented.

TECHNICAL DRAWING



SERIP

TECHNICAL SPECIFICATIONS

MEASUREMENTS

Height 40cm / 16in

OAH Overall Height Min 100cm / 39in

OAH Overall Height Max 330cm / 130in

Weight 18kg / 40lb

PACKAGE SIZE & WEIGHT

(m)Package 1/2 0.94cm x 0.90cm x 0.93cm
=0.79CBM

(in)Package 1/2 0.37in x 0.35in x 0.37in
=27.78US GAL

ELECTRIC FEATURE

Installation Ceiling

IP degree IP 20

220-240V 50Hz-60Hz

Max Power Consumption 480W

Light Sources

12 x G9 Max 40W

Included Sources

Light Sources

12 x G9 LED 2W

Lumens 2760lm

Kelvin 3000

CRI 80

Optional Sources

Light Sources

12 x G9 LED 4W

Lumens 3840lm

Kelvin 2700

CRI 80

110-120V 50Hz-60Hz

Max Power Consumption 480W

Light Sources

12 x G9 Max 40W

ENERGY RATING

This luminaire allows lights sources with energy efficiency class



CERTIFICATIONS



CARE INSTRUCTIONS

Due to the nature of our exquisite hand applied finishes, wipe clean with a soft, dry cloth or static duster must be used to clean the fixture.

Always avoid the use of harsh chemicals or abrasive cleaners as they may cause damage to the fixture's finish.

Cleaning is limited to the outer surfaces, shades or glass. It is important to ensure that no moisture enters the terminal compartment or reaches any live parts.

As our products are subject to technical modifications, we cannot guarantee, that all information is always up to date. Please contact our [technical department](#) with any queries.

SERIP

OPTIONAL FINISHES

GLASS FINISHES



Cherry Red (45)



Silver (44)



Gold (43)



Dark Blue (42)



Grey (41)



Blue Sea (39)



Smoked (34)



Turquoise (33)



Water Blue (32)



Aubergine (29)



Lilac (28)



Flamingo (27)



Red Wine (26)



Venturini Green (25)



Linden Green (24)



Venturini (23)



Ruby (22)



Ochre (21)



Beige (20)



Opal (17)



Brown (16)



Purple (15)



Black (14)



Yellow (13)



Clear (10)



Bright Gold (06)



Honey (04)

METAL FINISHES



Copper (CO)



Silver (FP)



Silver/White Patina (FP/PB)



Lead (CH)



Palladium (PL)



Black (PR)



Gold/White Patina (FO/PB)



Gold (FO)



Talha (TA)

SERIP

Coral Zoa Eye Small

REFERENCE AP1488



DESCRIPTION

Inspired by the beauty and natural complexity of coral reef shapes, the Coral Collection stands as a dense structure of intertwined metal branches aiming for a faithful representation of its nature and visual impact. The glass pieces fall into the glimpse of marine organisms in a visual combination of great impression. Dense and robust, this collection integrates a complex system of detail aiming for a differential presence. Ideal for areas of extensive height and open for complex patterned details.

Finish shown here Metal FO/PB | Glass 10

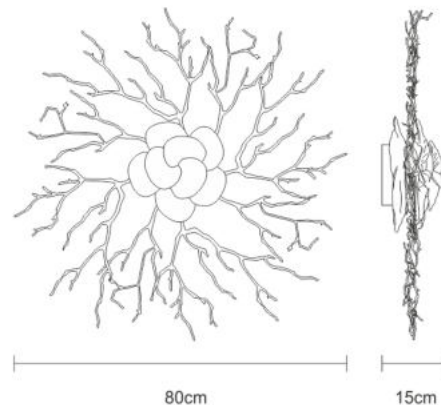
Designed and produced by hand in Portugal.

Serip reserves the right to make changes or improvements at any time it deems useful to guarantee the highest quality standards for its products.

Hand-finished, some variations may occur.

All the glass models are designed by Serip and exclusively handmade produced, establishing a unique and prestigious feature of the glass handwork art. For this reason, there is the possibility of variation in measures, weight, colour and shape represented.

TECHNICAL DRAWING



TECHNICAL SPECIFICATIONS

MEASUREMENTS

Depth 15cm / 6in
Weight 7kg / 15lb

PACKAGE SIZE & WEIGHT

(m)Package 1/2 0.94cm x 0.56cm x 0.93cm
=0.49CBM
(in)Package 1/2 0.37in x 0.22in x 0.37in
=17.29US GAL

ELECTRIC FEATURE

Installation Wall
IP degree IP 20

220-240V 50Hz-60Hz
Max Power Consumption 12W

Included Sources
Light Sources
1 x LED STRIP
Lumens 1650lm
Kelvin 3000
CRI 80

110-120V 50Hz-60Hz
Max Power Consumption 12W

ENERGY RATING

This luminaire allows lights sources with energy efficiency class



CERTIFICATIONS



CARE INSTRUCTIONS

Due to the nature of our exquisite hand applied finishes, wipe clean with a soft, dry cloth or static duster must be used to clean the fixture.

Always avoid the use of harsh chemicals or abrasive cleaners as they may cause damage to the fixture's finish.

Cleaning is limited to the outer surfaces, shades or glass. It is important to ensure that no moisture enters the terminal compartment or reaches any live parts.

As our products are subject to technical modifications, we cannot guarantee, that all information is always up to date. Please contact our [technical department](#) with any queries.

SERIP

OPTIONAL FINISHES

METAL FINISHES



Talha (TA)



Black (PR)



Palladium (PL)



Silver/White Patina
(FP/PB)



Silver (FP)



Gold/White Patina
(FO/PB)



Gold (FO)



Copper (CO)



Lead (CH)

SERIP