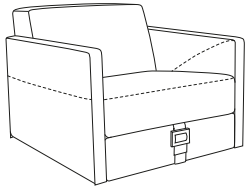
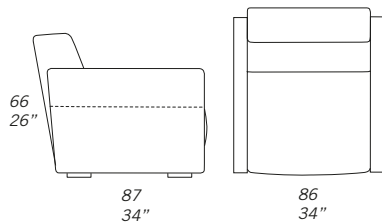


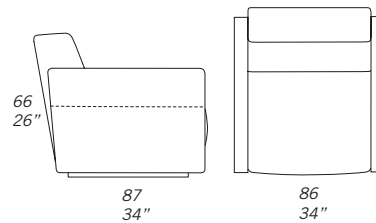
NINA



PNA



POL
(swivel)



STANDARD FEATURES

- Hard wood frame, seat suspensions in reinforced elastic webbing.
- Seat depth 56 cm - 22".
- Seat height 40 cm - 16".
- Seat width 67 cm - 26".
- Seat cushion and frame in polyurethane covered with dacron wadding.
- Wood legs height 3 cm - 1" ¼.
- Stitching CUC 504.

CARATTERISTICHE STANDARD

- *Struttura in legno e multistrato, molleggio seduta con cinghie elastiche.*
- *Profondità seduta 56 cm.*
- *Altezza seduta 40 cm.*
- *Larghezza seduta 67 cm.*
- *Imbottitura seduta e scocca in poliuretano rivestito in falda di dacron.*
- *Piedi in legno altezza 3 cm.*
- *Cucitura CUC 504.*

NOTES

- Dimensions: the first figure shows sizes in centimeters, the second in inches.
- Available only with Vintage leather belts.
- Swivel base in chrome, brushed and painted black metal.
- Stitching styles 500C, 509C, 517 are not recommended.

NOTE

- *Dimensioni: la prima cifra indica i centimetri, la seconda cifra indica i pollici.*
- *Disponibile solo con cinghie in pelle Vintage.*
- *Base girevole in cromato, cromato satinato e in metallo verniciato nero.*
- *Le cuciture 500C, 509C e 517 non sono consigliate.*