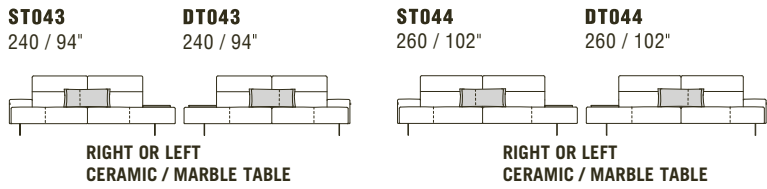
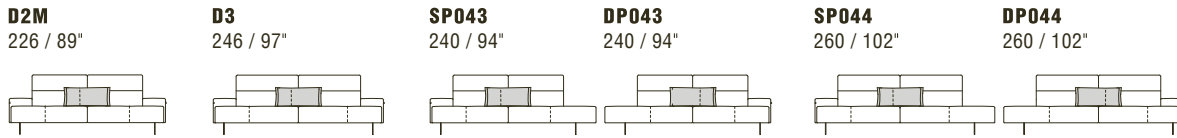
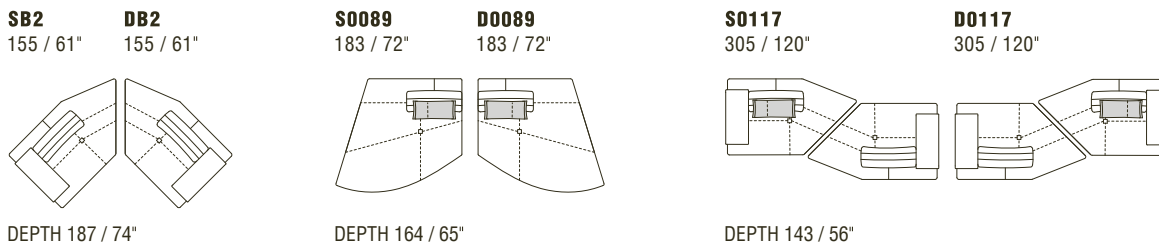
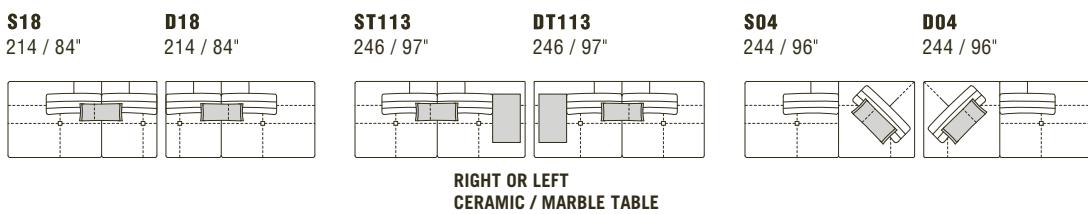
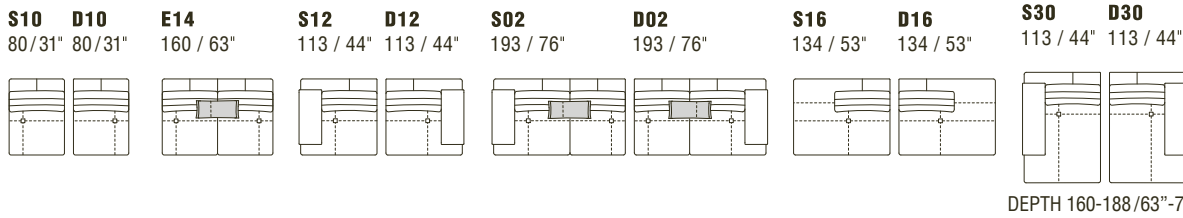


SMART

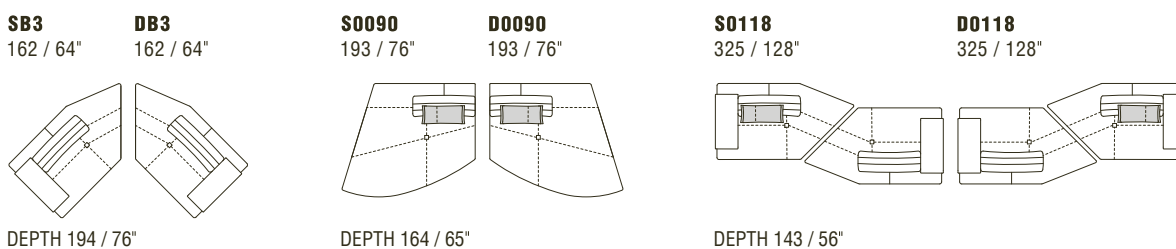
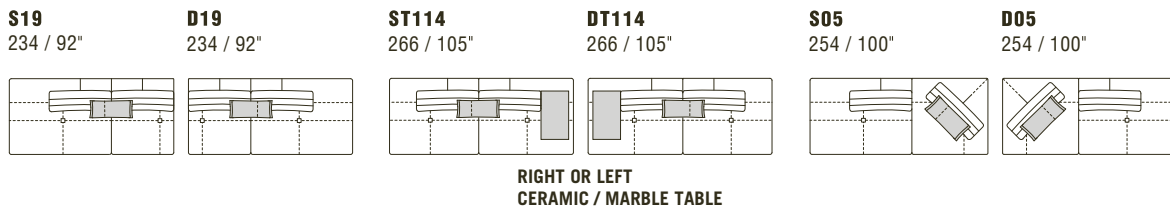
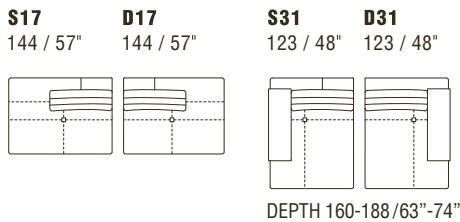
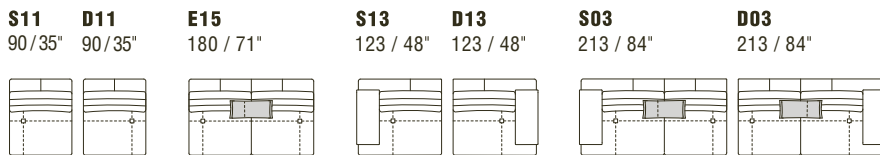


Y all items in group Y have the same seat width / tutti gli elementi del gruppo Y hanno lo stesso modulo di seduta



THE SKU S0117 IS COMPOSED OF TWO SB2 SIDE BY SIDE.
INSTEAD THE SKU D0117 IS COMPOSED OF TWO DB2 SIDE BY SIDE.

J all items in group J have the same seat width / tutti gli elementi del gruppo J hanno lo stesso modulo di seduta



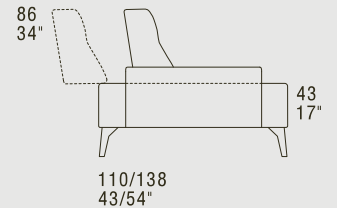
THE SKU S0118 IS COMPOSED OF TWO SB3 SIDE BY SIDE.
INSTEAD THE SKU D0118 IS COMPOSED OF TWO DB3 SIDE BY SIDE.

STANDARD FEATURES

- Hard wood frame, seat suspensions in reinforced elastic webbing.
- Seat depth 62 cm - 24".
- Seat height 43 cm - 17".
- Armrest width 33 cm - 13".
- Armrest height 52 cm - 20".
- Seat cushions in polyurethane covered with wadding.
- Back cushions in polyurethane covered with wadding.
- Armrest cushions in polyurethane covered with wadding.
- Legs height 17 cm - 7", available in: chrome, dark chrome-titanio, painted metal, burnished aluminium or burnished copper.
- Folding bed not available.
- Moveable back cushions on all the skus, corner unit included.
- Stitching CUC 518.

CARATTERISTICHE STANDARD

- Struttura in legno e multistrato, molleggio seduta con cinghie elastiche.
- Profondità seduta 62 cm.
- Altezza seduta 43 cm.
- Larghezza braccio 33 cm.
- Altezza braccio 52 cm.
- Cuscini seduta in poliuretano rivestiti in falda.
- Cuscini schienale in poliuretano rivestiti in falda.
- Cuscini braccio in poliuretano rivestiti in falda.
- Piedi altezza 17 cm, disponibili in: cromato, cromato nero-titanio, metallo verniciato, alluminio brunito o rame brunito.
- Inserimento letto non possibile.
- Movimento del cuscino schienale su tutti gli elementi compreso l'angolo.
- Cucitura CUC 518.



NOTES NOTES

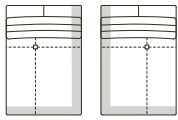
- Dimensions: the first figure shows sizes in centimeters, the second in inches.
- Mixing above groups (Y - J) will create sectionals with different seat widths.
- Corner pieces E01 and E20 are odd pieces and can be used with all above groups Y - J.
- Suggested pillow C0112.
- The bench P017-D includes one cushion free of charge.

NOTE

- Dimensioni: la prima cifra indica i centimetri, la seconda cifra indica i pollici.
- Utilizzando elementi di famiglie diverse (Y - J) si avranno composizioni con sedute di larghezza diverse tra di loro. Gli elementi E01 e E20 possono essere utilizzati indifferentemente con i gruppi Y - J.
- Cuscino consigliato C0112
- La panca P017-D ha il cuscino compreso nel prezzo.

SMART

SCH DCH
110 / 43" 110 / 43"



DEPTH 160-188 / 63"-74"

TWO SIDES
CONNECTABLE

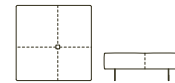
E01
110 X 110 / 43 X 43"



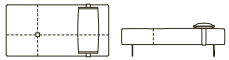
E20
128 X 128 / 50 X 50"



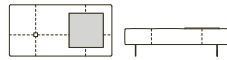
EV4 OTTOMAN
110 X 110 X H.43 / 43 X 43 X H.17"



P017-D BENCH
150 X 75 X H.43 / 59 X 30 X H.17"



P018-D BENCH
150 X 75 X H.43 / 59 X 30 X H.17"

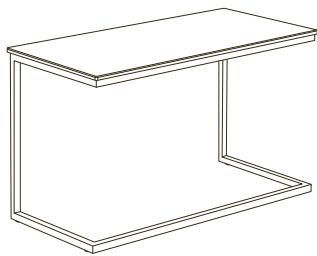


SIDE CERAMIC / MARBLE TABLE

C0112 SUGGESTED LUMBAR PILLOW
67 X 30 / 26 X 12"



T152B SUGGESTED SIDE TABLE
90 X 40 X H. 49 / 35 X 16 X H. 19"



T153B COFFEE TABLE
40 X 40 X H. 46 / 16 X 16 X H. 18"



T154B COFFEE TABLE
Ø 40 X H. 46 / 16 X H. 18"



STANDARD FEATURES

- Glass top available in: smoked or white (RAL 9003).
- Base available in: chrome, dark chrome-titanio, burnished aluminium, burnished copper or painted metal.

CARATTERISTICHE STANDARD

- Ripiano in vetro disponibile in: fumè o bianco (RAL 9003).
- Base disponibile in: cromato, cromato nero-titanio, alluminio brunito, rame brunito o metallo verniciato.

NOTES

- Ceramic top available in: Terra, Antracite, Noir Desir or Ossido Bruno color.

NOTE

- Ripiano in ceramica disponibile in: colore Terra, Antracite, Noir Desir o Ossido Bruno

