

SAKS

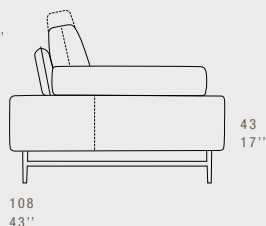
STANDARD FEATURES

- Hard wood frame, seat suspensions in reinforced elastic webbing.
- Seat depth 63 cm - 25".
- Seat height 43 cm - 17".
- Armrest width 27 cm - 11".
- Armrest height 55 cm - 22".
- Seat cushions in polyurethane covered with feather.
- Back cushions in polyurethane covered with wadding.
- Armrest cushion in polyurethane covered with wadding.
- Metal legs height 18 cm - 7" available in all Gamma customizing finishes.
- Folding bed not available.
- Back cushions lift up with air spring mechanism max height 92 cm - 36" (E20 corner included)
- Back cushions of corner elements in S/D01, S/D04 and S/D05 cannot be lifted.
- All corner elements include one C0106 throw pillow free of charge.
- Special stitching CUC 514.

CARATTERISTICHE STANDARD

- Struttura in legno e multistrato, molleggio seduta con cinghie elastiche.
- Profondità seduta 63 cm.
- Altezza seduta 43 cm.
- Larghezza braccio 27 cm.
- Altezza braccio 55 cm.
- Cuscini seduta in poliuretano con materassina in piuma.
- Cuscini schienale in poliuretano rivestiti in falda.
- Cuscini braccio in poliuretano rivestiti in falda.
- Piedi in metallo altezza 18 cm, disponibili in tutte le finiture Gamma
- Inserimento letto non possibile.
- Gli schienali si possono alzare grazie a un meccanismo con molla a gas, altezza massima 92 cm (compreso l'angolo E20)
- I cuscini schienali negli elementi angolari di S/D01, S/D04 e S/D05 hanno schienale fisso.
- Gli elementi con angolo hanno il cuscino volante C0106 compreso nel prezzo.
- Cucitura speciale CUC 514.

82-92
32"-36"



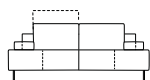
NOTES

- Dimensions: the first figure shows sizes in centimeters, the second in inches.
- Mixing above groups (Y - J) will create sectionals with different seat widths.
- Corner pieces S/D01 and E20 are odd pieces and can be used with all above groups Y - J.
- Suggested pillows C0105 and C0106.
- Included C0106 pillow is matching the same leather as the supported back frame.

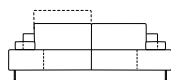
NOTE

- Dimensioni: la prima cifra indica i centimetri, la seconda cifra indica i pollici.
- Utilizzando elementi di famiglie diverse (Y - J) si avranno composizioni con sedute di larghezza diverse tra di loro.
- Gli elementi S/D01 e E20 possono essere utilizzati indifferentemente con i gruppi Y - J.
- Cuscini consigliati C0105 e C0106.
- Cuscino C0106 incluso prevede lo stesso rivestimento della scocca posteriore di supporto.

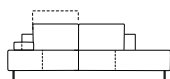
D2M
216 / 85"



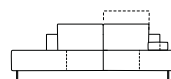
D3
246 / 97"



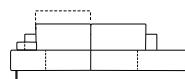
S43
228 / 90"



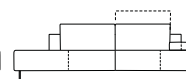
D43
228 / 90"



S44
258 / 102"



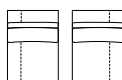
D44
258 / 102"



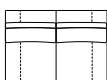
Y

all items in group Y have the same seat width / tutti gli elementi del gruppo Y hanno lo stesso modulo di seduta

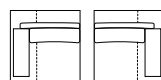
S10 **D10**
75 / 30" 75 / 30"



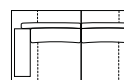
E14
150 / 59"



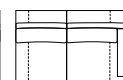
S12 **D12**
108 / 43" 108 / 43"



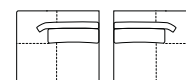
S02
183 / 72"



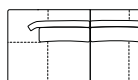
D02
183 / 72"



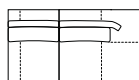
S16 **D16**
120 / 47" 120 / 47"



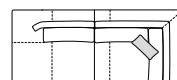
S18
195 / 77"



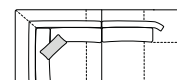
D18
195 / 77"



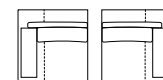
S04
248 / 98"



D04
248 / 98"



S30 **D30**
108 / 43" 108 / 43"

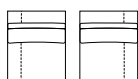


DEPTH 165 / 65"

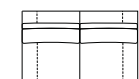
J

all items in group J have the same seat width / tutti gli elementi del gruppo J hanno lo stesso modulo di seduta

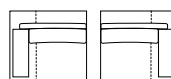
S11 **D11**
90 / 35" 90 / 35"



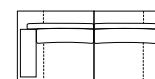
E15
180 / 71"



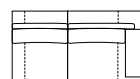
S13 **D13**
123 / 48" 123 / 48"



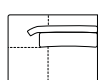
S03
213 / 84"



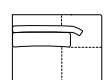
D03
213 / 84"



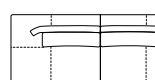
S17
135 / 53"



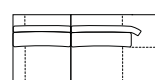
D17
135 / 53"



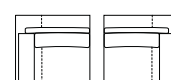
S19
225 / 89"



D19
225 / 89"

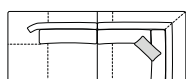


S31 **D31**
123 / 48" 123 / 48"

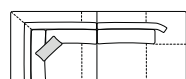


DEPTH 165 / 65"

S05
263 / 104"



D05
263 / 104"



S01
128X108 / 50X43"



D01
128X108 / 50X43"



E20
128X128 / 50X50"



EV4
108X108XH.43 / 43X43XH.17"



C0105
SUGGESTED PILLOW
50X50 / 20X20"



C0106
SUGGESTED LUMBAR PILLOW
65X30 / 26X12"

