


# SERIP

---

## Wind Favonius Small

REFERENCE PA633/4

---



### DESCRIPTION

Inspired by reeds drifting in the wind. Raw and unpredictable like the air motion, the Wind collection is designed to have a strong connection to the random dance of the wind. The structure follows a minimalistic presentation, standing as a heavy sculpture of bronze that ensures a patterned game of light and shadow through the architectural plans of a space. By its broad extent, yet eased in detail, this collection is a good bet in modernist environments. Ideal for lobbies, entrances and as a decorative element.

**Finish shown here** Metal PR

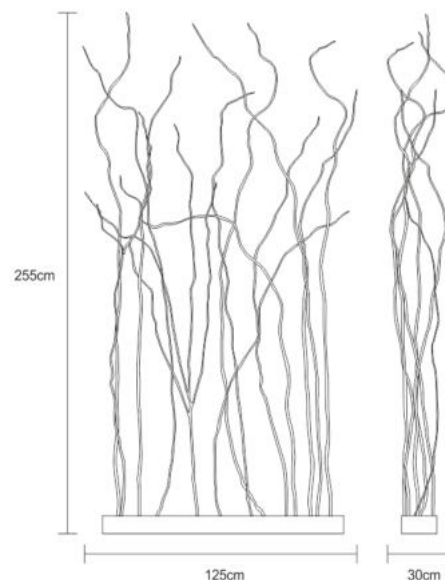
### Designed and produced by hand in Portugal.

Serip reserves the right to make changes or improvements at any time it deems useful to guarantee the highest quality standards for its products.

### Hand-finished, some variations may occur.

All the glass models are designed by Serip and exclusively handmade produced, establishing a unique and prestigious feature of the glass handwork art. For this reason, there is the possibility of variation in measures, weight, colour and shape represented.

### TECHNICAL DRAWING



---

# SERIP

## TECHNICAL SPECIFICATIONS

---

### MEASUREMENTS

#### FIXTURE SIZE & WEIGHT

**Width** 125cm / 49in  
**Height** 255cm / 100in  
**Depth** 30cm / 12in  
**Weight** 40kg / 88lb

#### PACKAGE SIZE & WEIGHT

**(m)Package 1/2** 1.20cm x 0.60cm x 2.70cm  
=1.94CBM  
**(in)Package 1/2** 0.47in x 0.24in x 1.06in  
=68.64US GAL

### ELECTRIC FEATURE

**Installation** Floor lamp  
**IP degree** IP 20

**220-240V 50Hz-60Hz**  
**Max Power Consumption** 200W  
**Light Sources**  
4 x GU10 Max 50W

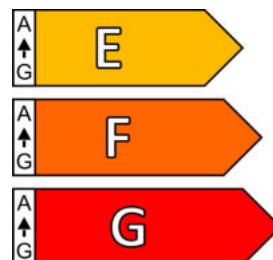
#### Included Sources

**Light Sources**  
4 x GU10 LED 6W  
**Lumens** 920lm  
**Kelvin** 3000  
**CRI** 90

**110-120V 50Hz-60Hz**  
**Max Power Consumption** 200W  
**Light Sources**  
4 x GU10 Max 50W

### ENERGY RATING

This luminaire allows lights sources with energy efficiency class



### CERTIFICATIONS



### CARE INSTRUCTIONS

Due to the nature of our exquisite hand applied finishes, wipe clean with a soft, dry cloth or static duster must be used to clean the fixture.

Always avoid the use of harsh chemicals or abrasive cleaners as they may cause damage to the fixture's finish.

Cleaning is limited to the outer surfaces, shades or glass. It is important to ensure that no moisture enters the terminal compartment or reaches any live parts.

As our products are subject to technical modifications, we cannot guarantee, that all information is always up to date. Please contact our [technical department](#) with any queries.

---

# SERIP

## OPTIONAL FINISHES

### METAL FINISHES



Copper  
(CO)




Silver (FP)



Silver/White  
Patina  
(FP/PB)



Lead (CH)



Palladium  
(PL)



Black (PR)



Gold/White  
Patina  
(FO/PB)



Gold (FO)



Talha (TA)

SERIP

## Wind Favonius Medium

REFERENCE PA633/5



### DESCRIPTION

Inspired by reeds drifting in the wind. Raw and unpredictable like the air motion, the Wind collection is designed to have a strong connection to the random dance of the wind. The structure follows a minimalistic presentation, standing as a heavy sculpture of bronze that ensures a patterned game of light and shadow through the architectural plans of a space. By its broad extent, yet eased in detail, this collection is a good bet in modernist environments. Ideal for lobbies, entrances and as a decorative element.

**Finish shown here** Metal FO

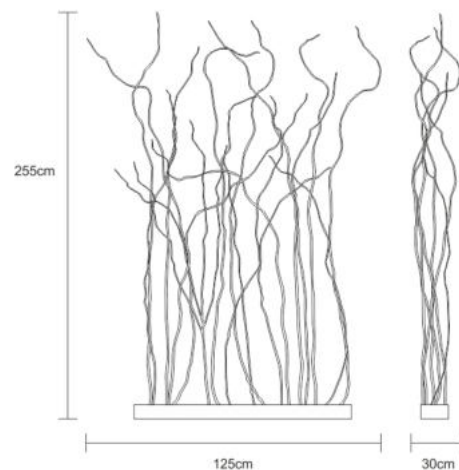
### Designed and produced by hand in Portugal.

Serip reserves the right to make changes or improvements at any time it deems useful to guarantee the highest quality standards for its products.

### Hand-finished, some variations may occur.

All the glass models are designed by Serip and exclusively handmade produced, establishing a unique and prestigious feature of the glass handwork art. For this reason, there is the possibility of variation in measures, weight, colour and shape represented.

### TECHNICAL DRAWING



## TECHNICAL SPECIFICATIONS

---

### MEASUREMENTS

#### FIXTURE SIZE & WEIGHT

**Width** 175cm / 69in  
**Height** 255cm / 100in  
**Depth** 30cm / 12in  
**Weight** 45kg / 99lb

#### PACKAGE SIZE & WEIGHT

**(m)Package 1/2** 1.60cm x 0.67cm x 2.70cm  
=2.89CBM  
**(in)Package 1/2** 0.63in x 0.26in x 1.06in  
=102.20US GAL

### ELECTRIC FEATURE

**Installation** Floor lamp  
**IP degree** IP 20

**220-240V 50Hz-60Hz**  
**Max Power Consumption** 250W  
**Light Sources**  
5 x GU10 Max 50W

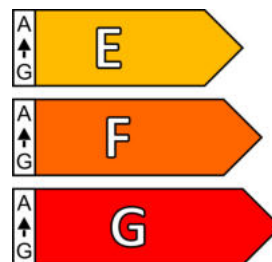
#### Included Sources

**Light Sources**  
5 x GU10 LED 6W  
**Lumens** 1150lm  
**Kelvin** 3000  
**CRI** 90

**110-120V 50Hz-60Hz**  
**Max Power Consumption** 250W  
**Light Sources**  
5 x GU10 Max 50W

### ENERGY RATING

This luminaire allows lights sources with energy efficiency class



### CERTIFICATIONS



### CARE INSTRUCTIONS

Due to the nature of our exquisite hand applied finishes, wipe clean with a soft, dry cloth or static duster must be used to clean the fixture.

Always avoid the use of harsh chemicals or abrasive cleaners as they may cause damage to the fixture's finish.

Cleaning is limited to the outer surfaces, shades or glass. It is important to ensure that no moisture enters the terminal compartment or reaches any live parts.

As our products are subject to technical modifications, we cannot guarantee, that all information is always up to date. Please contact our [technical department](#) with any queries.

---

# SERIP

## OPTIONAL FINISHES

### METAL FINISHES



Copper (CO)




Silver (FP)



Silver/White Patina (FP/PB)



Lead (CH)



Palladium (PL)



Black (PR)



Gold/White Patina (FO/PB)



Gold (FO)



Talha (TA)

SERIP

# SERIP

---

## Wind Aquilon

REFERENCE PA635/2

---



### DESCRIPTION

T

Inspired by reeds drifting in the wind. Raw and unpredictable like the air motion, the Wind collection is designed to have a strong connection to the random dance of the wind. The structure follows a minimalistic presentation, standing as a heavy sculpture of bronze that ensures a patterned game of light and shadow through the architectural plans of a space. By its broad extent, yet eased in detail, this collection is a good bet in modernist environments. Ideal for lobbies, entrances and as a decorative element.

**Finish shown here** Metal FO

### **Designed and produced by hand in Portugal.**

Serip reserves the right to make changes or improvements at any time it deems useful to guarantee the highest quality standards for its products.

### **Hand-finished, some variations may occur.**

All the glass models are designed by Serip and exclusively handmade produced, establishing a unique and prestigious feature of the glass handwork art. For this reason, there is the possibility of variation in measures, weight, colour and shape represented.

---

# SERIP

## TECHNICAL SPECIFICATIONS

---

### MEASUREMENTS

**Height** 250cm / 98in

**Weight** 19kg / 42lb

### PACKAGE SIZE & WEIGHT

**(m)Package 1/2** 1.20cm x 0.60cm x 2.70cm  
=1.94CBM

**(in)Package 1/2** 0.47in x 0.24in x 1.06in  
=68.64US GAL

### ELECTRIC FEATURE

**Installation** Floor lamp  
**IP degree** IP 20

**220-240V 50Hz-60Hz**  
**Max Power Consumption** 100W  
**Light Sources**  
2 x GU10 Max 50W

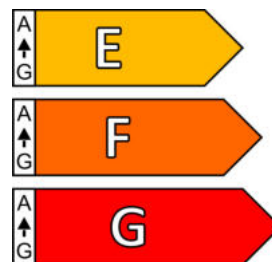
### Included Sources

**Light Sources**  
2 x GU10 LED 6W  
**Lumens** 460lm  
**Kelvin** 3000  
**CRI** 90

**110-120V 50Hz-60Hz**  
**Max Power Consumption** 100W  
**Light Sources**  
2 x GU10 Max 50W

### ENERGY RATING

This luminaire allows lights sources with energy efficiency class



### CERTIFICATIONS



### CARE INSTRUCTIONS

Due to the nature of our exquisite hand applied finishes, wipe clean with a soft, dry cloth or static duster must be used to clean the fixture.

Always avoid the use of harsh chemicals or abrasive cleaners as they may cause damage to the fixture's finish.

Cleaning is limited to the outer surfaces, shades or glass. It is important to ensure that no moisture enters the terminal compartment or reaches any live parts.

As our products are subject to technical modifications, we cannot guarantee, that all information is always up to date. Please contact our [technical department](#) with any queries.

---

# SERIP



## OPTIONAL FINISHES

### METAL FINISHES



Copper (CO)




Silver (FP)



Silver/White Patina (FP/PB)



Lead (CH)



Palladium (PL)



Black (PR)



Gold/White Patina (FO/PB)



Gold (FO)



Talha (TA)

SERIP

# SERIP

---

## Wind Auster

REFERENCE AP1439/3

---



### DESCRIPTION

Inspired by reeds drifting in the wind. Raw and unpredictable like the air motion, the Wind collection is designed to have a strong connection to the random dance of the wind. The structure follows a minimalistic presentation, standing as a heavy sculpture of bronze that ensures a patterned game of light and shadow through the architectural plans of a space. By its broad extent, yet eased in detail, this collection is a good bet in modernist environments. Ideal for lobbies, entrances and as a decorative element.

**Finish shown here** Metal FO

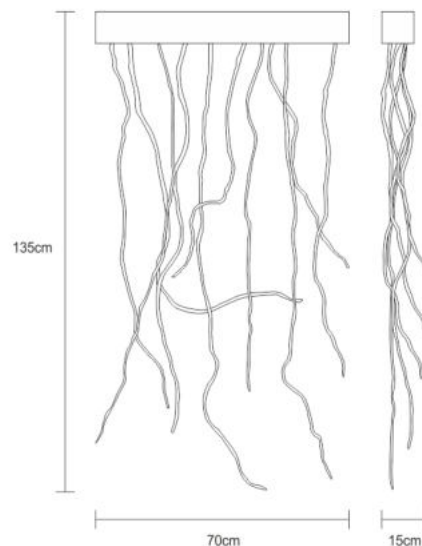
### Designed and produced by hand in Portugal.

Serip reserves the right to make changes or improvements at any time it deems useful to guarantee the highest quality standards for its products.

### Hand-finished, some variations may occur.

All the glass models are designed by Serip and exclusively handmade produced, establishing a unique and prestigious feature of the glass handwork art. For this reason, there is the possibility of variation in measures, weight, colour and shape represented.

### TECHNICAL DRAWING



---

# SERIP

## TECHNICAL SPECIFICATIONS

---

### MEASUREMENTS

#### FIXTURE SIZE & WEIGHT

**Width** 70cm / 28in

**Height** 135cm / 53in

**Depth** 15cm / 6in

**Weight** 10kg / 22lb

#### PACKAGE SIZE & WEIGHT

**(m)Package 1/2** 0.80cm x 0.60cm x 1.50cm  
=0.72CBM

**(in)Package 1/2** 0.31in x 0.24in x 0.59in  
=25.42US GAL

### ELECTRIC FEATURE

**Installation** Wall  
**IP degree** IP 20

**220-240V 50Hz-60Hz**  
**Max Power Consumption** 150W  
**Light Sources**  
3 x GU10 Max 50W

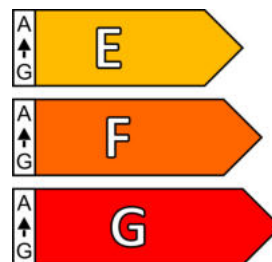
#### Included Sources

**Light Sources**  
3 x GU10 LED 6W  
**Lumens** 690lm  
**Kelvin** 3000  
**CRI** 90

**110-120V 50Hz-60hZ**  
**Max Power Consumption** 150W  
**Light Sources**  
3 x GU10 Max 50W

### ENERGY RATING

This luminaire allows lights sources with energy efficiency class



### CERTIFICATIONS



### CARE INSTRUCTIONS

Due to the nature of our exquisite hand applied finishes, wipe clean with a soft, dry cloth or static duster must be used to clean the fixture.

Always avoid the use of harsh chemicals or abrasive cleaners as they may cause damage to the fixture's finish.

Cleaning is limited to the outer surfaces, shades or glass. It is important to ensure that no moisture enters the terminal compartment or reaches any live parts.

As our products are subject to technical modifications, we cannot guarantee, that all information is always up to date. Please contact our [technical department](#) with any queries.

---

# SERIP

## OPTIONAL FINISHES

### METAL FINISHES



Talha (TA)



Black (PR)



Palladium  
(PL)



Silver/White  
Patina  
(FP/PB)



Silver (FP)



Gold/White  
Patina  
(FO/PB)



Gold (FO)



Copper  
(CO)



Lead (CH)

SERIP

# SERIP

## Wind Anemoi

REFERENCE 6036



### DESCRIPTION

Inspired by reeds drifting in the wind. Raw and unpredictable like the air motion, the Wind collection is designed to have a strong connection to the random dance of the wind. The structure follows a minimalistic presentation, standing as a heavy sculpture of bronze that ensures a patterned game of light and shadow through the architectural plans of a space. By its broad extent, yet eased in detail, this collection is a good bet in modernist environments. Ideal for lobbies, entrances and as a decorative element.

**Finish shown here** Metal FP

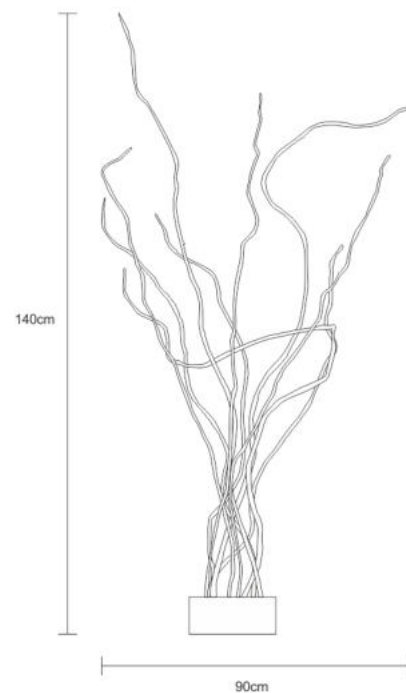
### Designed and produced by hand in Portugal.

Serip reserves the right to make changes or improvements at any time it deems useful to guarantee the highest quality standards for its products.

### Hand-finished, some variations may occur.

All the glass models are designed by Serip and exclusively handmade produced, establishing a unique and prestigious feature of the glass handwork art. For this reason, there is the possibility of variation in measures, weight, colour and shape represented.

### TECHNICAL DRAWING



# SERIP

## TECHNICAL SPECIFICATIONS

---

### MEASUREMENTS

**Height** 140cm / 55in

**Weight** 8kg / 18lb

### PACKAGE SIZE & WEIGHT

**(m)Package 1/2** 0.80cm x 0.60cm x 1.50cm  
=0.72CBM

**(in)Package 1/2** 0.31in x 0.24in x 0.59in  
=25.42US GAL

### ELECTRIC FEATURE

**Installation** Table Lamp  
**IP degree** IP 20

**220-240V 50Hz-60Hz**  
**Max Power Consumption** 50W

**Light Sources**  
1 x GU10 Max 50W

### Included Sources

**Light Sources**  
1 x GU10 LED 6W

**Lumens** 230lm

**Kelvin** 3000

**CRI** 90

**110-120V 50Hz-60Hz**

**Max Power Consumption** 50W

**Light Sources**  
1 x GU10 Max 50W

### ENERGY RATING

This luminaire allows lights sources with energy efficiency class



### CERTIFICATIONS



### CARE INSTRUCTIONS

Due to the nature of our exquisite hand applied finishes, wipe clean with a soft, dry cloth or static duster must be used to clean the fixture.

Always avoid the use of harsh chemicals or abrasive cleaners as they may cause damage to the fixture's finish.

Cleaning is limited to the outer surfaces, shades or glass. It is important to ensure that no moisture enters the terminal compartment or reaches any live parts.

As our products are subject to technical modifications, we cannot guarantee, that all information is always up to date. Please contact our [technical department](#) with any queries.

---

# SERIP

## OPTIONAL FINISHES

### METAL FINISHES



Copper (CO)




Silver (FP)



Silver/White Patina (FP/PB)



Lead (CH)



Palladium (PL)



Black (PR)



Gold/White Patina (FO/PB)



Gold (FO)



Talha (TA)

SERIP

# SERIP

---

## Wind Vulturinus

REFERENCE PA637/3

---



### DESCRIPTION

T

Inspired by reeds drifting in the wind. Raw and unpredictable like the air motion, the Wind collection is designed to have a strong connection to the random dance of the wind. The structure follows a minimalistic presentation, standing as a heavy sculpture of bronze that ensures a patterned game of light and shadow through the architectural plans of a space. By its broad extent, yet eased in detail, this collection is a good bet in modernist environments. Ideal for lobbies, entrances and as a decorative element.

**Finish shown here** Metal FP/PB

### **Designed and produced by hand in Portugal.**

Serip reserves the right to make changes or improvements at any time it deems useful to guarantee the highest quality standards for its products.

### **Hand-finished, some variations may occur.**

All the glass models are designed by Serip and exclusively handmade produced, establishing a unique and prestigious feature of the glass handwork art. For this reason, there is the possibility of variation in measures, weight, colour and shape represented.

---

# SERIP



## TECHNICAL SPECIFICATIONS

---

### MEASUREMENTS

**Height** 255cm / 100in

**Weight** 23kg / 51lb

### PACKAGE SIZE & WEIGHT

**(m)Package 1/2** 1.30cm x 1.00cm x 2.70cm  
=3.51CBM

**(in)Package 1/2** 0.51in x 0.39in x 1.06in  
=123.94US GAL

### ELECTRIC FEATURE

**Installation** Floor lamp  
**IP degree** IP 20

**220-240V 50Hz-60Hz**  
**Max Power Consumption** 150W  
**Light Sources**  
3 x GU10 Max 50W

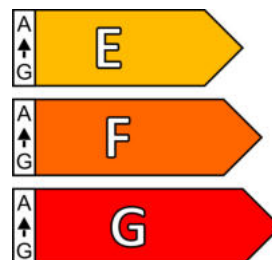
### Included Sources

**Light Sources**  
3 x GU10 LED 6W  
**Lumens** 690lm  
**Kelvin** 3000  
**CRI** 90

**110-120V 50Hz-60Hz**  
**Max Power Consumption** 150W  
**Light Sources**  
3 x GU10 Max 50W

### ENERGY RATING

This luminaire allows lights sources with energy efficiency class



### CERTIFICATIONS



### CARE INSTRUCTIONS

Due to the nature of our exquisite hand applied finishes, wipe clean with a soft, dry cloth or static duster must be used to clean the fixture.

Always avoid the use of harsh chemicals or abrasive cleaners as they may cause damage to the fixture's finish.

Cleaning is limited to the outer surfaces, shades or glass. It is important to ensure that no moisture enters the terminal compartment or reaches any live parts.

As our products are subject to technical modifications, we cannot guarantee, that all information is always up to date. Please contact our [technical department](#) with any queries.

---

# SERIP

## OPTIONAL FINISHES

### METAL FINISHES



Copper (CO)




Silver (FP)



Silver/White Patina (FP/PB)



Lead (CH)



Palladium (PL)



Black (PR)



Gold/White Patina (FO/PB)



Gold (FO)



Talha (TA)

SERIP