

Liquid Round Chime Small

REFERENCE PL370/13



DESCRIPTION

Pure and dazzling, the Liquid collection presents itself intentionally as a dense design. The vast branched pattern surrounds a considerable-sized glass piece just as an embrace of nature, where the movement of the structure tries to reach the fall of a drop of water. Due to the steel cable solution, the Liquid collection is ideal for situations that require some structure and magnificence, achieving a status of lighting sculpture. Ideal for contemporary interiors, framing perfectly in a vertical display.

Finish shown here Metal FP | Glass 10

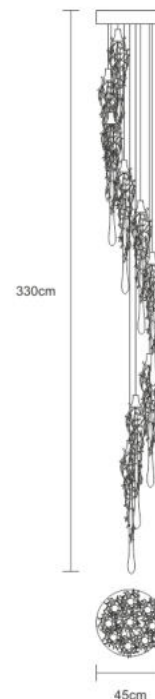
Designed and produced by hand in Portugal.

Serip reserves the right to make changes or improvements at any time it deems useful to guarantee the highest quality standards for its products.

Hand-finished, some variations may occur.

All the glass models are designed by Serip and exclusively handmade produced, establishing a unique and prestigious feature of the glass handwork art. For this reason, there is the possibility of variation in measures, weight, colour and shape represented.

TECHNICAL DRAWING



TECHNICAL SPECIFICATIONS

MEASUREMENTS

Height 330cm / 130in

Weight 28kg / 62lb

PACKAGE SIZE & WEIGHT

(m)Package 1/2 1.18cm x 1.00cm x 1.20cm
=1.42CBM

(in)Package 1/2 0.46in x 0.39in x 0.47in
=0.09US GAL

ELECTRIC FEATURE

Installation Ceiling
IP degree IP 20

220-240V 50Hz-60Hz
Max Power Consumption 78W
Light Sources
13 x GU10 Max. 6W

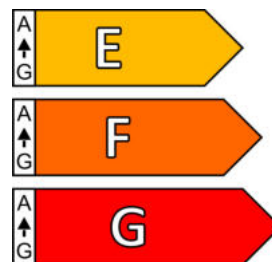
Included Sources

Light Sources
13 x GU10 LED 6W
Lumens 2990lm
Kelvin 3000
CRI 90

110-120V 50Hz-60Hz
Max Power Consumption 78W
Light Sources
13 x GU10 Max. 6W

ENERGY RATING

This luminaire allows lights sources with energy efficiency class



CERTIFICATIONS



CARE INSTRUCTIONS

Due to the nature of our exquisite hand applied finishes, wipe clean with a soft, dry cloth or static duster must be used to clean the fixture.

Always avoid the use of harsh chemicals or abrasive cleaners as they may cause damage to the fixture's finish.

Cleaning is limited to the outer surfaces, shades or glass. It is important to ensure that no moisture enters the terminal compartment or reaches any live parts.

As our products are subject to technical modifications, we cannot guarantee, that all information is always up to date. Please contact our [technical department](#) with any queries.

SERIP

OPTIONAL FINISHES

GLASS FINISHES



Clear (10)

METAL FINISHES



Copper (CO)



Silver (FP)



Silver/White
Patina
(FP/PB)



Lead (CH)



Palladium
(PL)



Black (PR)



Gold/White
Patina
(FO/PB)



Gold (FO)



Talha (TA)

Note The canopy has only the base finish colour. The metal finish is without patina or texture of another tone. Except for Talha and Black finishes.

SERIP

SERIP

Liquid Round Chime Medium

REFERENCE PL360/22



DESCRIPTION

Pure and dazzling, the Liquid collection presents itself intentionally as a dense design. The vast branched pattern surrounds a considerable-sized glass piece just as an embrace of nature, where the movement of the structure tries to reach the fall of a drop of water. Due to the steel cable solution, the Liquid collection is ideal for situations that require some structure and magnificence, achieving a status of lighting sculpture. Ideal for contemporary interiors, framing perfectly in a vertical display.

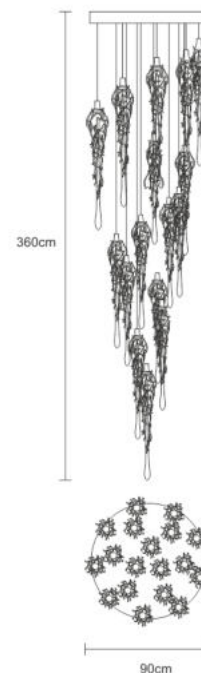
Designed and produced by hand in Portugal.

Serip reserves the right to make changes or improvements at any time it deems useful to guarantee the highest quality standards for its products.

Hand-finished, some variations may occur.

All the glass models are designed by Serip and exclusively handmade produced, establishing a unique and prestigious feature of the glass handwork art. For this reason, there is the possibility of variation in measures, weight, colour and shape represented.

TECHNICAL DRAWING



SERIP

TECHNICAL SPECIFICATIONS

MEASUREMENTS

Height 360cm / 142in

Weight 53kg / 117lb

PACKAGE SIZE & WEIGHT

(m)Package 1/2 1.18cm x 1.00cm x 1.20cm
=1.42CBM

(in)Package 1/2 0.46in x 0.39in x 0.47in
=0.09US GAL

ELECTRIC FEATURE

Installation Ceiling
IP degree IP 20

220-240V 50Hz-60Hz
Max Power Consumption 132W
Light Sources
22 x GU10 Max. 6W

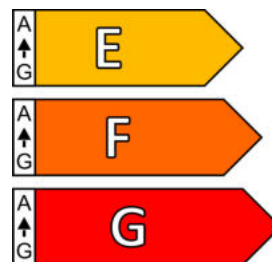
Included Sources

Light Sources
22 x GU10 LED 6W
Lumens 5060lm
Kelvin 3000
CRI 90

110-120V 50Hz-60Hz
Max Power Consumption 132W
Light Sources
22 x GU10 Max. 6W

ENERGY RATING

This luminaire allows lights sources with energy efficiency class



CERTIFICATIONS



CARE INSTRUCTIONS

Due to the nature of our exquisite hand applied finishes, wipe clean with a soft, dry cloth or static duster must be used to clean the fixture.

Always avoid the use of harsh chemicals or abrasive cleaners as they may cause damage to the fixture's finish.

Cleaning is limited to the outer surfaces, shades or glass. It is important to ensure that no moisture enters the terminal compartment or reaches any live parts.

As our products are subject to technical modifications, we cannot guarantee, that all information is always up to date. Please contact our [technical department](#) with any queries.

SERIP

OPTIONAL FINISHES

GLASS FINISHES



Clear (10)

METAL FINISHES



Copper (CO)



Silver (FP)



Silver/White
Patina
(FP/PB)



Lead (CH)



Palladium
(PL)



Black (PR)



Gold/White
Patina
(FO/PB)



Gold (FO)



Talha (TA)

Note The canopy has only the base finish colour. The metal finish is without patina or texture of another tone. Except for Talha and Black finishes.

SERIP

Liquid Drop Single

REFERENCE AP1428/1



DESCRIPTION

Pure and dazzling, the Liquid collection presents itself intentionally as a dense design. The vast branched pattern surrounds a considerable-sized glass piece just as an embrace of nature, where the movement of the structure tries to reach the fall of a drop of water. Due to the steel cable solution, the Liquid collection is ideal for situations that require some structure and magnificence, achieving a status of lighting sculpture. Ideal for contemporary interiors, framing perfectly in a vertical display.

Finish shown here Metal FO | Glass 10

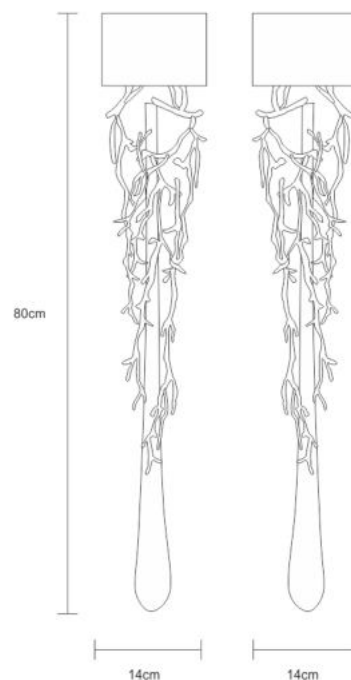
Designed and produced by hand in Portugal.

Serip reserves the right to make changes or improvements at any time it deems useful to guarantee the highest quality standards for its products.

Hand-finished, some variations may occur.

All the glass models are designed by Serip and exclusively handmade produced, establishing a unique and prestigious feature of the glass handwork art. For this reason, there is the possibility of variation in measures, weight, colour and shape represented.

TECHNICAL DRAWING



TECHNICAL SPECIFICATIONS

MEASUREMENTS

Height 80cm / 31in
Depth 14cm / 6in
Length 14cm / 6in
Weight 4kg / 9lb

PACKAGE SIZE & WEIGHT

(m)Package 1/2 0.29cm x 0.33cm x 1.00cm
=0.10CBM
(in)Package 1/2 0.11in x 0.13in x 0.39in
=0.01US GAL

ELECTRIC FEATURE

Installation Wall
IP degree IP 20

220-240V 50Hz-60Hz
Max Power Consumption 50W
Light Sources
1 x GU10 Max 50W

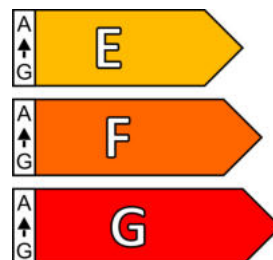
Included Sources

Light Sources
1 x GU10 LED 6W
Lumens 230lm
Kelvin 3000
CRI 90

110-120V 50Hz-60Hz
Max Power Consumption 50W
Light Sources
1 x GU10 Max 50W

ENERGY RATING

This luminaire allows lights sources with energy efficiency class



CERTIFICATIONS



CARE INSTRUCTIONS

Due to the nature of our exquisite hand applied finishes, wipe clean with a soft, dry cloth or static duster must be used to clean the fixture.

Always avoid the use of harsh chemicals or abrasive cleaners as they may cause damage to the fixture's finish.

Cleaning is limited to the outer surfaces, shades or glass. It is important to ensure that no moisture enters the terminal compartment or reaches any live parts.

As our products are subject to technical modifications, we cannot guarantee, that all information is always up to date. Please contact our [technical department](#) with any queries.

SERIP

OPTIONAL FINISHES

GLASS FINISHES



Clear (10)

METAL FINISHES



Copper (CO)



Silver (FP)



Silver/White
Patina
(FP/PB)



Lead (CH)



Palladium
(PL)



Black (PR)



Gold/White
Patina
(FO/PB)



Gold (FO)



Talha (TA)

SERIP

Liquid Drip Recessed Single

REFERENCE PL375/1



DESCRIPTION

Pure and dazzling, the Liquid collection presents itself intentionally as a dense design. The vast branched pattern surrounds a considerable-sized glass piece just as an embrace of nature, where the movement of the structure tries to reach the fall of a drop of water. Due to the steel cable solution, the Liquid collection is ideal for situations that require some structure and magnificence, achieving a status of lighting sculpture. Ideal for contemporary interiors, framing perfectly in a vertical display.

Finish shown here Metal FP | Glass 10

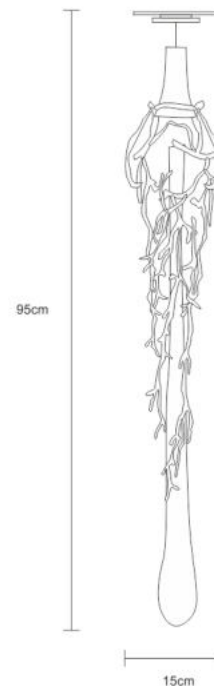
Designed and produced by hand in Portugal.

Serip reserves the right to make changes or improvements at any time it deems useful to guarantee the highest quality standards for its products.

Hand-finished, some variations may occur.

All the glass models are designed by Serip and exclusively handmade produced, establishing a unique and prestigious feature of the glass handwork art. For this reason, there is the possibility of variation in measures, weight, colour and shape represented.

TECHNICAL DRAWING



TECHNICAL SPECIFICATIONS

MEASUREMENTS

Height 90cm / 35in

OAH Overall Height Min 95cm / 37in

OAH Overall Height Max 385cm / 152in

Weight 3kg / 7lb

PACKAGE SIZE & WEIGHT

(m)Package 1/2 0.30cm x 0.35cm x 1.00cm
=0.11CBM

(in)Package 1/2 0.12in x 0.14in x 0.39in
=0.01US GAL

ELECTRIC FEATURE

Installation Ceiling

IP degree IP 20

220-240V 50Hz-60Hz

Max Power Consumption 7W

Light Sources

1 x GU5.3 Max. 6W

Included Sources

Light Sources

1 x GU5.3 LED 6W

Lumens 450lm

Kelvin 3000

CRI 80

110-120V 50Hz-60Hz

Max Power Consumption 6W

Light Sources

1 x GU5.3 Max. 6W

Included Sources

Light Sources

1 x GU5.3 LED 6W

Lumens 450lm

Kelvin 3000

CRI 80

ENERGY RATING

This luminaire allows lights sources with energy efficiency class



CERTIFICATIONS



CARE INSTRUCTIONS

Due to the nature of our exquisite hand applied finishes, wipe clean with a soft, dry cloth or static duster must be used to clean the fixture.

Always avoid the use of harsh chemicals or abrasive cleaners as they may cause damage to the fixture's finish.

Cleaning is limited to the outer surfaces, shades or glass. It is important to ensure that no moisture enters the terminal compartment or reaches any live parts.

As our products are subject to technical modifications, we cannot guarantee, that all information is always up to date. Please contact our [technical department](#) with any queries.

SERIP

OPTIONAL FINISHES

GLASS FINISHES



Clear (10)

METAL FINISHES



Talha (TA)



Black (PR)



Palladium
(PL)



Silver/White
Patina
(FP/PB)



Silver (FP)



Gold/White
Patina
(FO/PB)



Gold (FO)



Copper (CO)



Lead (CH)

Note The canopy has only the base finish colour. The metal finish is without patina or texture of another tone. Except for Talha and Black finishes.

SERIP

Liquid Drip Single

REFERENCE CT3313/1



DESCRIPTION

Pure and dazzling, the Liquid collection presents itself intentionally as a dense design. The vast branched pattern surrounds a considerable-sized glass piece just as an embrace of nature, where the movement of the structure tries to reach the fall of a drop of water. Due to the steel cable solution, the Liquid collection is ideal for situations that require some structure and magnificence, achieving a status of lighting sculpture. Ideal for contemporary interiors, framing perfectly in a vertical display.

Finish shown here Metal FO | Glass 10

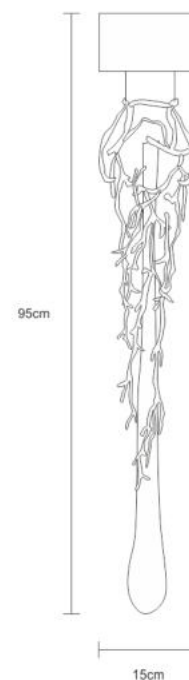
Designed and produced by hand in Portugal.

Serip reserves the right to make changes or improvements at any time it deems useful to guarantee the highest quality standards for its products.

Hand-finished, some variations may occur.

All the glass models are designed by Serip and exclusively handmade produced, establishing a unique and prestigious feature of the glass handwork art. For this reason, there is the possibility of variation in measures, weight, colour and shape represented.

TECHNICAL DRAWING



TECHNICAL SPECIFICATIONS

MEASUREMENTS

FIXTURE SIZE & WEIGHT

Width 15cm / 6in

Height 80cm / 31in

Length 15cm / 6in

OAH Overall Height Min 95cm / 37in

OAH Overall Height Max 385cm / 152in

Weight 4kg / 9lb

PACKAGE SIZE & WEIGHT

(m)Package 1/2 0.30cm x 0.35cm x 1.00cm

=0.11CBM

(in)Package 1/2 0.12in x 0.14in x 0.39in

=0.01US GAL

ELECTRIC FEATURE

Installation Ceiling

IP degree IP 20

220-240V 50Hz-60Hz

Max Power Consumption 50W

Light Sources

1 x GU10 Max 50W

Included Sources

Light Sources

1 x GU10 LED 6W

Lumens 230lm

Kelvin 3000

CRI 90

110-120V 50Hz-60Hz

Max Power Consumption 50W

Light Sources

1 x GU10 Max 50W

ENERGY RATING

This luminaire allows lights sources with energy efficiency class



CERTIFICATIONS



CARE INSTRUCTIONS

Due to the nature of our exquisite hand applied finishes, wipe clean with a soft, dry cloth or static duster must be used to clean the fixture.

Always avoid the use of harsh chemicals or abrasive cleaners as they may cause damage to the fixture's finish.

Cleaning is limited to the outer surfaces, shades or glass. It is important to ensure that no moisture enters the terminal compartment or reaches any live parts.

As our products are subject to technical modifications, we cannot guarantee, that all information is always up to date. Please contact our [technical department](#) with any queries.

SERIP

OPTIONAL FINISHES

GLASS FINISHES



Clear (10)

METAL FINISHES



Copper (CO)



Silver (FP)



Silver/White
Patina
(FP/PB)



Lead (CH)



Palladium
(PL)



Black (PR)



Gold/White
Patina
(FO/PB)



Gold (FO)



Talha (TA)

Note The canopy has only the base finish colour. The metal finish is without patina or texture of another tone. Except for Talha and Black finishes.

SERIP

SERIP

Liquid Oval Chime Extra Large

REFERENCE PL369/57



DESCRIPTION

Pure and dazzling, the Liquid collection presents itself intentionally as a dense design. The vast branched pattern surrounds a considerable-sized glass piece just as an embrace of nature, where the movement of the structure tries to reach the fall of a drop of water. Due to the steel cable solution, the Liquid collection is ideal for situations that require some structure and magnificence, achieving a status of lighting sculpture. Ideal for contemporary interiors, framing perfectly in a vertical display.

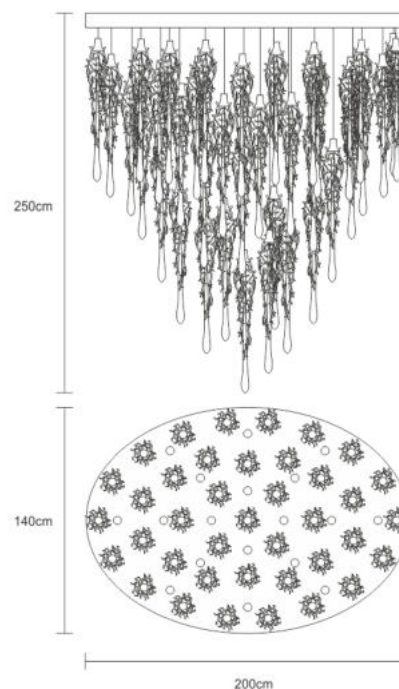
Designed and produced by hand in Portugal.

Serip reserves the right to make changes or improvements at any time it deems useful to guarantee the highest quality standards for its products.

Hand-finished, some variations may occur.

All the glass models are designed by Serip and exclusively handmade produced, establishing a unique and prestigious feature of the glass handwork art. For this reason, there is the possibility of variation in measures, weight, colour and shape represented.

TECHNICAL DRAWING



SERIP

TECHNICAL SPECIFICATIONS

MEASUREMENTS

FIXTURE SIZE & WEIGHT

Width 140cm / 55in
Height 250cm / 98in
Length 200cm / 79in
Weight 150kg / 331lb

PACKAGE SIZE & WEIGHT

(m)Package 1/2 1.18cm x 1.00cm x 1.20cm
=1.42CBM
(in)Package 1/2 0.46in x 0.39in x 0.47in
=0.09US GAL

ELECTRIC FEATURE

Installation Ceiling
IP degree IP 20

220-240V 50Hz-60Hz
Max Power Consumption 342W
Light Sources
57 x GU10 Max. 6W

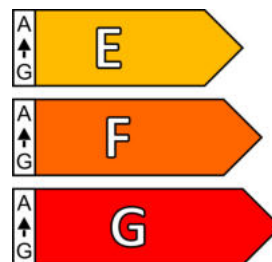
Included Sources

Light Sources
57 x GU10 LED 6W
Lumens 13110lm
Kelvin 3000
CRI 90

110-120V 50Hz-60Hz
Max Power Consumption 342W
Light Sources
57 x GU10 Max. 6W

ENERGY RATING

This luminaire allows lights sources with energy efficiency class



CERTIFICATIONS



CARE INSTRUCTIONS

Due to the nature of our exquisite hand applied finishes, wipe clean with a soft, dry cloth or static duster must be used to clean the fixture.

Always avoid the use of harsh chemicals or abrasive cleaners as they may cause damage to the fixture's finish.

Cleaning is limited to the outer surfaces, shades or glass. It is important to ensure that no moisture enters the terminal compartment or reaches any live parts.

As our products are subject to technical modifications, we cannot guarantee, that all information is always up to date. Please contact our [technical department](#) with any queries.

SERIP

OPTIONAL FINISHES

GLASS FINISHES



Clear (10)

METAL FINISHES



Copper (CO)



Silver (FP)



Silver/White
Patina
(FP/PB)



Lead (CH)



Palladium
(PL)



Black (PR)



Gold/White
Patina
(FO/PB)



Gold (FO)



Talha (TA)

Note The canopy has only the base finish colour. The metal finish is without patina or texture of another tone. Except for Talha and Black finishes.

SERIP