

Dali Galatea Small

REFERENCE AP1484



DESCRIPTION

Inspired by the surrealism of Dali sculptures and paintings. Dali Collection is inspired by Dali surrealist sculptures and paintings, visually emerged from an uncanny parallel world. These lighting pieces open an endless possibility for light compositions and impressive contrasts and highlights. Standing as a humble dedication to such a great and outstanding artist, the Serip Dali Collection pieces present themselves as an organic decorative installation of diffuse lighting for creative and bold interior designs. Ideal for corridors with wall installations and individual compositions.

Finish shown here Metal FO | Glass 10

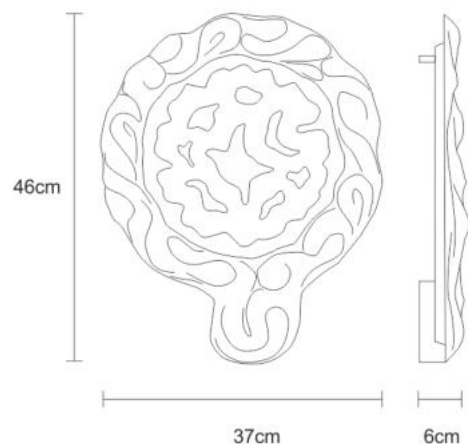
Designed and produced by hand in Portugal.

Serip reserves the right to make changes or improvements at any time it deems useful to guarantee the highest quality standards for its products.

Hand-finished, some variations may occur.

All the glass models are designed by Serip and exclusively handmade produced, establishing a unique and prestigious feature of the glass handwork art. For this reason, there is the possibility of variation in measures, weight, colour and shape represented.

TECHNICAL DRAWING



TECHNICAL SPECIFICATIONS

MEASUREMENTS

FIXTURE SIZE & WEIGHT

Width 37cm / 15in
Height 46cm / 18in
Depth 6cm / 2in
Weight 6kg / 13lb

PACKAGE SIZE & WEIGHT

(m)Package 1/2 0.64cm x 0.46cm x 0.64cm
=0.19CBM
(in)Package 1/2 0.25in x 0.18in x 0.25in
=6.65US GAL

CERTIFICATIONS



ELECTRIC FEATURE

Installation Wall
IP degree IP 20

220-240V 50Hz-60Hz
Max Power Consumption 40W

110-120V 50Hz-60Hz
Max Power Consumption 40W

CARE INSTRUCTIONS

Due to the nature of our exquisite hand applied finishes, wipe clean with a soft, dry cloth or static duster must be used to clean the fixture.

Always avoid the use of harsh chemicals or abrasive cleaners as they may cause damage to the fixture's finish.

Cleaning is limited to the outer surfaces, shades or glass. It is important to ensure that no moisture enters the terminal compartment or reaches any live parts.

As our products are subject to technical modifications, we cannot guarantee, that all information is always up to date. Please contact our [technical department](#) with any queries.

ENERGY RATING

This luminaire allows lights sources with energy efficiency class



SERIP

OPTIONAL FINISHES

GLASS FINISHES



Clear (10)

METAL FINISHES



Copper (CO)



Silver (FP)



Silver/White Patina
(FP/PB)



Lead (CH)



Palladium (PL)



Black (PR)



Gold/White Patina
(FO/PB)



Gold (FO)



Talha (TA)

SERIP

SERIP

Dali Galatea Medium

REFERENCE AP1483



DESCRIPTION

Inspired by the surrealism of Dali sculptures and paintings. Dali Collection is inspired by Dali surrealist sculptures and paintings, visually emerged from an uncanny parallel world. These lighting pieces open an endless possibility for light compositions and impressive contrasts and highlights. Standing as a humble dedication to such a great and outstanding artist, the Serip Dali Collection pieces present themselves as an organic decorative installation of diffuse lighting for creative and bold interior designs. Ideal for corridors with wall installations and individual compositions.

Finish shown here Metal FP | Glass 10

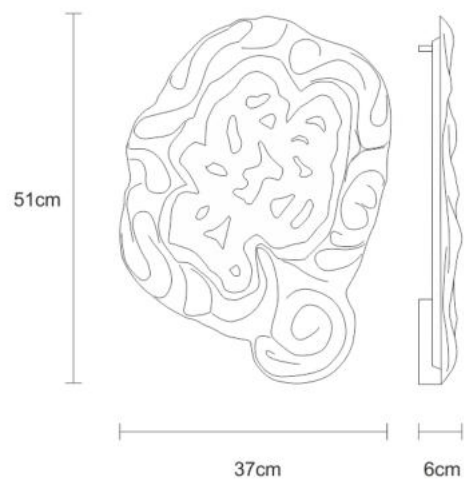
Designed and produced by hand in Portugal.

Serip reserves the right to make changes or improvements at any time it deems useful to guarantee the highest quality standards for its products.

Hand-finished, some variations may occur.

All the glass models are designed by Serip and exclusively handmade produced, establishing a unique and prestigious feature of the glass handwork art. For this reason, there is the possibility of variation in measures, weight, colour and shape represented.

TECHNICAL DRAWING



SERIP

TECHNICAL SPECIFICATIONS

MEASUREMENTS

FIXTURE SIZE & WEIGHT

Width 37cm / 15in

Height 51cm / 20in

Depth 6cm / 2in

Weight 6kg / 13lb

PACKAGE SIZE & WEIGHT

(m)Package 1/2 0.64cm x 0.46cm x 0.64cm
=0.19CBM

(in)Package 1/2 0.25in x 0.18in x 0.25in
=6.65US GAL

CERTIFICATIONS



ELECTRIC FEATURE

Installation Wall
IP degree IP 20

220-240V 50Hz-60Hz
Max Power Consumption 40W

110-120V 50Hz-60Hz
Max Power Consumption 40W

CARE INSTRUCTIONS

Due to the nature of our exquisite hand applied finishes, wipe clean with a soft, dry cloth or static duster must be used to clean the fixture.

Always avoid the use of harsh chemicals or abrasive cleaners as they may cause damage to the fixture's finish.

Cleaning is limited to the outer surfaces, shades or glass. It is important to ensure that no moisture enters the terminal compartment or reaches any live parts.

As our products are subject to technical modifications, we cannot guarantee, that all information is always up to date. Please contact our [technical department](#) with any queries.

ENERGY RATING

This luminaire allows lights sources with energy efficiency class



SERIP

OPTIONAL FINISHES

GLASS FINISHES



Clear (10)

METAL FINISHES



Copper (CO)



Silver (FP)



Silver/White Patina
(FP/PB)



Lead (CH)



Palladium (PL)



Black (PR)



Gold/White Patina
(FO/PB)



Gold (FO)



Talha (TA)

SERIP

SERIP

Dali Galatea Large

REFERENCE AP1482



DESCRIPTION

Inspired by the surrealism of Dali sculptures and paintings. Dali Collection is inspired by Dali surrealist sculptures and paintings, visually emerged from an uncanny parallel world. These lighting pieces open an endless possibility for light compositions and impressive contrasts and highlights. Standing as a humble dedication to such a great and outstanding artist, the Serip Dali Collection pieces present themselves as an organic decorative installation of diffuse lighting for creative and bold interior designs. Ideal for corridors with wall installations and individual compositions.

Finish shown here Metal FP | Glass 10

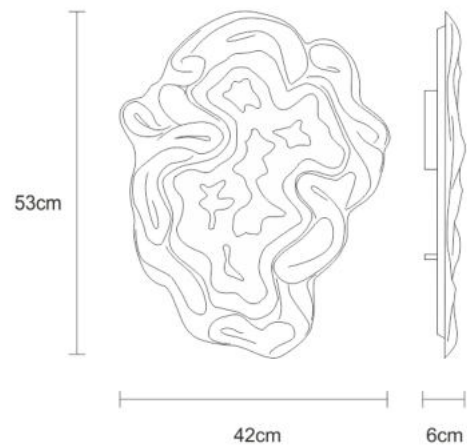
Designed and produced by hand in Portugal.

Serip reserves the right to make changes or improvements at any time it deems useful to guarantee the highest quality standards for its products.

Hand-finished, some variations may occur.

All the glass models are designed by Serip and exclusively handmade produced, establishing a unique and prestigious feature of the glass handwork art. For this reason, there is the possibility of variation in measures, weight, colour and shape represented.

TECHNICAL DRAWING



SERIP

TECHNICAL SPECIFICATIONS

MEASUREMENTS

FIXTURE SIZE & WEIGHT

Width 42cm / 17in

Height 53cm / 21in

Depth 6cm / 2in

Weight 6kg / 13lb

PACKAGE SIZE & WEIGHT

(m)Package 1/2 0.64cm x 0.46cm x 0.64cm
=0.19CBM

(in)Package 1/2 0.25in x 0.18in x 0.25in
=6.65US GAL

CERTIFICATIONS



ELECTRIC FEATURE

Installation Wall
IP degree IP 20

220-240V 50Hz-60Hz
Max Power Consumption 36W

110-120V 50Hz-60Hz
Max Power Consumption 36W

CARE INSTRUCTIONS

Due to the nature of our exquisite hand applied finishes, wipe clean with a soft, dry cloth or static duster must be used to clean the fixture.

Always avoid the use of harsh chemicals or abrasive cleaners as they may cause damage to the fixture's finish.

Cleaning is limited to the outer surfaces, shades or glass. It is important to ensure that no moisture enters the terminal compartment or reaches any live parts.

As our products are subject to technical modifications, we cannot guarantee, that all information is always up to date. Please contact our [technical department](#) with any queries.

ENERGY RATING

This luminaire allows lights sources with energy efficiency class



SERIP

OPTIONAL FINISHES

GLASS FINISHES



Clear (10)

METAL FINISHES



Copper (CO)



Silver (FP)



Silver/White Patina
(FP/PB)



Lead (CH)



Palladium (PL)



Black (PR)



Gold/White Patina
(FO/PB)



Gold (FO)



Talha (TA)

SERIP