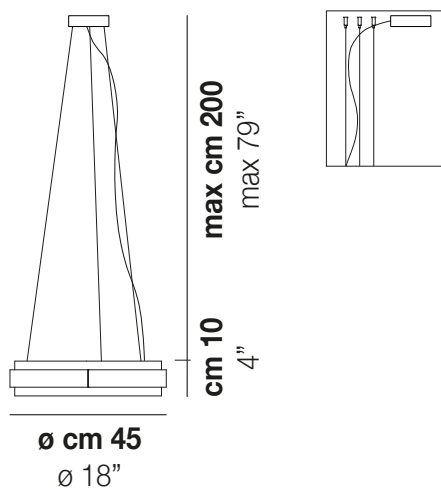


PHOENIX

PHOENIX SP



An elegant game of geometries and circular joints with a strong decorative connotation, which embellishes and illuminates the room with a strong but discreet personality. The LED light source is very efficient and completely hidden in the structure. The direct lighting defines the area of light underneath, enhancing the natural beauty of the smoked and crystal tones, which are embellished with matt black nickel and copper finishes.



PHOENIX SP

TECHNICAL DATA:



LED 2700K DIM2
1x35 W 24 V

LED 3000K DIM2
1x35 W 24 V

CERTIFICATIONS:



Led 2700 K 35 W 24 V 3800 lm DIM2 Phase Cut

Led 3000 K 35 W 24 V 3800 lm DIM2 Phase Cut

VOLUME Mc 0,16

GROSS WEIGHT Kg 7

NET WEIGHT Kg 4

[download](#)




SHADE FINISHING



CRTR

FUTR

FRAME FINISHING



NNS

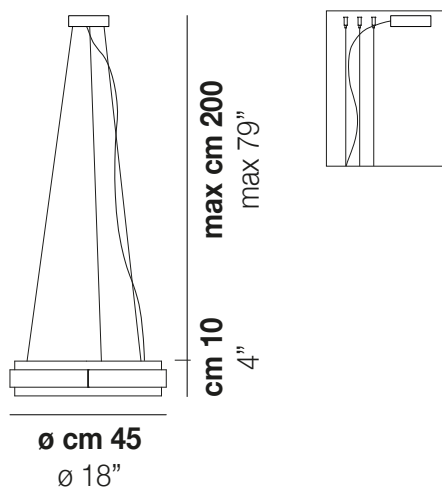
RAV

PHOENIX

PHOENIX SP



An elegant game of geometries and circular joints with a strong decorative connotation, which embellishes and illuminates the room with a strong but discreet personality. The LED light source is very efficient and completely hidden in the structure. The direct lighting defines the area of light underneath, enhancing the natural beauty of the smoked and crystal tones, which are embellished with matt black nickel and copper finishes.



PHOENIX SP

TECHNICAL DATA:



LED 2700K DIM2
1x35 W 24 V

LED 3000K DIM2
1x35 W 24 V

CERTIFICATIONS:



Led 2700 K 35 W 24 V 3800 lm DIM2 Phase Cut

Led 3000 K 35 W 24 V 3800 lm DIM2 Phase Cut

VOLUME Mc 0

GROSS WEIGHT Kg 7

NET WEIGHT Kg 4

download




SHADE FINISHING



CRTR

FUTR

FRAME FINISHING



NNS

RAV