

Icarus Wings Vertical Small

REFERENCE CT3351/17



DESCRIPTION

Inspired by the arched shape of a water fountain. With a particular design, the Icarus collection looks as if a frozen fountain was taken directly from its natural setting. Designed like a sculpture by its close resemblance to its nature, the light emerges within the crafted glass, following the liquid motion that grows supported by the bronze central branch. Its intense decorative character commits to its dramatic visual presence, resulting in a piece of high contrast and differential highlight. Ideal for areas of modern and contemporary interior style, suitable for pieces of great prominence and highlight.

Finish shown here Metal CH | Glass 10

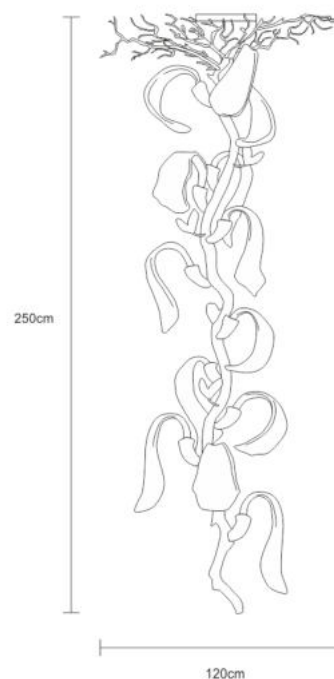
Designed and produced by hand in Portugal.

Serip reserves the right to make changes or improvements at any time it deems useful to guarantee the highest quality standards for its products.

Hand-finished, some variations may occur.

All the glass models are designed by Serip and exclusively handmade produced, establishing a unique and prestigious feature of the glass handwork art. For this reason, there is the possibility of variation in measures, weight, colour and shape represented.

TECHNICAL DRAWING



TECHNICAL SPECIFICATIONS

MEASUREMENTS

Height 250cm / 98in

Weight 60kg / 132lb

PACKAGE SIZE & WEIGHT

(m)Package 1/2 1.35cm x 1.45cm x 2.60cm
=5.09CBM

(in)Package 1/2 0.53in x 0.57in x 1.02in
=179.71US GAL

ELECTRIC FEATURE

Installation Ceilling
IP degree IP 20

220-240V 50Hz-60Hz
Max Power Consumption 22W
Light Sources
17 x LED

Included Sources

Light Sources
17 x LED
Lumens 2091lm
Kelvin 3000
CRI 80

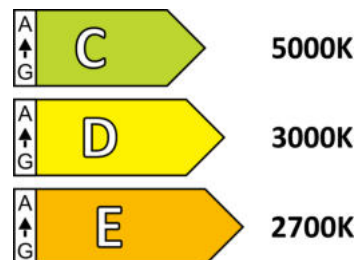
110-120V 50Hz-60hZ
Max Power Consumption 22W
Light Sources
17 x LED

Included Sources

Light Sources
17 x LED
Lumens 2091lm
Kelvin 3000
CRI 80

ENERGY RATING

This luminaire allows lights sources with energy efficiency class



CERTIFICATIONS



CARE INSTRUCTIONS

Due to the nature of our exquisite hand applied finishes, wipe clean with a soft, dry cloth or static duster must be used to clean the fixture.

Always avoid the use of harsh chemicals or abrasive cleaners as they may cause damage to the fixture's finish.

Cleaning is limited to the outer surfaces, shades or glass. It is important to ensure that no moisture enters the terminal compartment or reaches any live parts.

As our products are subject to technical modifications, we cannot guarantee, that all information is always up to date. Please contact our [technical department](#) with any queries.

SERIP

OPTIONAL FINISHES

GLASS FINISHES



Clear (10)

METAL FINISHES



Copper
(CO)



Silver (FP)



Silver/White
Patina
(FP/PB)



Lead (CH)



Palladium
(PL)



Black (PR)



Gold/White
Patina
(FO/PB)



Gold (FO)



Talha (TA)

SERIP

Icarus Wings Vertical Medium

REFERENCE CT3351/26



DESCRIPTION

Inspired by the arched shape of a water fountain. With a particular design, the Icarus collection looks as if a frozen fountain was taken directly from its natural setting. Designed like a sculpture by its close resemblance to its nature, the light emerges within the crafted glass, following the liquid motion that grows supported by the bronze central branch. Its intense decorative character commits to its dramatic visual presence, resulting in a piece of high contrast and differential highlight. Ideal for areas of modern and contemporary interior style, suitable for pieces of great prominence and highlight.

Finish shown here Metal FP | Glass 10

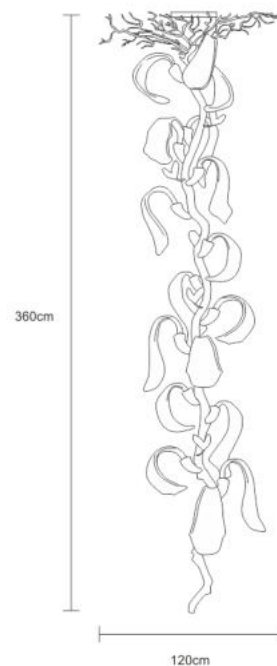
Designed and produced by hand in Portugal.

Serip reserves the right to make changes or improvements at any time it deems useful to guarantee the highest quality standards for its products.

Hand-finished, some variations may occur.

All the glass models are designed by Serip and exclusively handmade produced, establishing a unique and prestigious feature of the glass handwork art. For this reason, there is the possibility of variation in measures, weight, colour and shape represented.

TECHNICAL DRAWING



TECHNICAL SPECIFICATIONS

MEASUREMENTS

Height 360cm / 142in
Weight 80kg / 176lb

PACKAGE SIZE & WEIGHT

(m)Package 1/2 1.35cm x 1.45cm x 3.70cm
=7.24CBM
(in)Package 1/2 0.53in x 0.57in x 1.46in
=255.74US GAL

ELECTRIC FEATURE

Installation Ceilling
IP degree IP 20

220-240V 50Hz-60Hz
Max Power Consumption 34W
Light Sources
26 x LED

Included Sources

Light Sources
26 x LED
Lumens 3198lm
Kelvin 3000
CRI 80

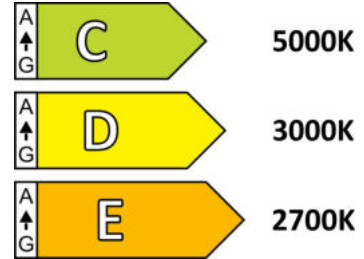
110-120V 50Hz-60hZ
Max Power Consumption 34W
Light Sources
26 x LED

Included Sources

Light Sources
26 x LED
Lumens 3198lm
Kelvin 3000
CRI 80

ENERGY RATING

This luminaire allows lights sources with energy efficiency class



CERTIFICATIONS



CARE INSTRUCTIONS

Due to the nature of our exquisite hand applied finishes, wipe clean with a soft, dry cloth or static duster must be used to clean the fixture.

Always avoid the use of harsh chemicals or abrasive cleaners as they may cause damage to the fixture's finish.

Cleaning is limited to the outer surfaces, shades or glass. It is important to ensure that no moisture enters the terminal compartment or reaches any live parts.

As our products are subject to technical modifications, we cannot guarantee, that all information is always up to date. Please contact our [technical department](#) with any queries.

SERIP

OPTIONAL FINISHES

GLASS FINISHES



Clear (10)

METAL FINISHES



Copper
(CO)



Silver (FP)



Silver/White
Patina
(FP/PB)



Lead (CH)



Palladium
(PL)



Black (PR)



Gold/White
Patina
(FO/PB)



Gold (FO)



Talha (TA)

SERIP

SERIP

Icarus Wings Horizontal

REFERENCE CT3389/14



DESCRIPTION

Inspired by the arched shape of a water fountain. With a particular design, the Icarus collection looks as if a frozen fountain was taken directly from its natural setting. Designed like a sculpture by its close resemblance to its nature, the light emerges within the crafted glass, following the liquid motion that grows supported by the bronze central branch. Its intense decorative character commits to its dramatic visual presence, resulting in a piece of high contrast and differential highlight. Ideal for areas of modern and contemporary interior style, suitable for pieces of great prominence and highlight.

Finish shown here Metal PR | Glass 10

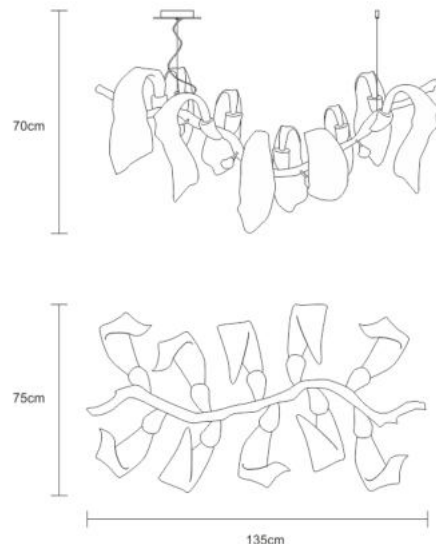
Designed and produced by hand in Portugal.

Serip reserves the right to make changes or improvements at any time it deems useful to guarantee the highest quality standards for its products.

Hand-finished, some variations may occur.

All the glass models are designed by Serip and exclusively handmade produced, establishing a unique and prestigious feature of the glass handwork art. For this reason, there is the possibility of variation in measures, weight, colour and shape represented.

TECHNICAL DRAWING



SERIP

TECHNICAL SPECIFICATIONS

MEASUREMENTS

FIXTURE SIZE & WEIGHT

Width 75cm / 30in

Height 65cm / 26in

Length 135cm / 53in

OAH Overall Height Min 75cm / 30in

OAH Overall Height Max 350cm / 138in

Weight 34kg / 75lb

PACKAGE SIZE & WEIGHT

(m)Package 1/2 0.80cm x 0.77cm x 1.60cm
=0.99CBM

(in)Package 1/2 0.31in x 0.30in x 0.63in
=34.80US GAL

ELECTRIC FEATURE

Installation Ceiling

IP degree IP 20

220-240V 50Hz-60Hz

Max Power Consumption 20W

Light Sources

14 x LED

Included Sources

Light Sources

14 x LED

Lumens 1722lm

Kelvin 3000

CRI 80

110-120V 50Hz-60Hz

Max Power Consumption 20W

Light Sources

14 x LED

Included Sources

Light Sources

14 x LED

Lumens 1722lm

Kelvin 3000

CRI 80

ENERGY RATING

This luminaire allows lights sources with energy efficiency class



5000K



3000K



2700K

CERTIFICATIONS



CARE INSTRUCTIONS

Due to the nature of our exquisite hand applied finishes, wipe clean with a soft, dry cloth or static duster must be used to clean the fixture.

Always avoid the use of harsh chemicals or abrasive cleaners as they may cause damage to the fixture's finish.

Cleaning is limited to the outer surfaces, shades or glass. It is important to ensure that no moisture enters the terminal compartment or reaches any live parts.

As our products are subject to technical modifications, we cannot guarantee, that all information is always up to date. Please contact our [technical department](#) with any queries.

SERIP

OPTIONAL FINISHES

GLASS FINISHES



Clear (10)

METAL FINISHES



Copper
(CO)



Silver (FP)



Silver/White
Patina
(FP/PB)



Lead (CH)



Palladium
(PL)



Black (PR)



Gold/White
Patina
(FO/PB)



Gold (FO)



Talha (TA)

SERIP

Icarus Pelagus

REFERENCE AP1497/6



DESCRIPTION

Inspired by the arched shape of a water fountain. With a particular design, the Icarus collection looks as if a frozen fountain was taken directly from its natural setting. Designed like a sculpture by its close resemblance to its nature, the light emerges within the crafted glass, following the liquid motion that grows supported by the bronze central branch. Its intense decorative character commits to its dramatic visual presence, resulting in a piece of high contrast and differential highlight. Ideal for areas of modern and contemporary interior style, suitable for pieces of great prominence and highlight.

Finish shown here Metal CO | Glass 10

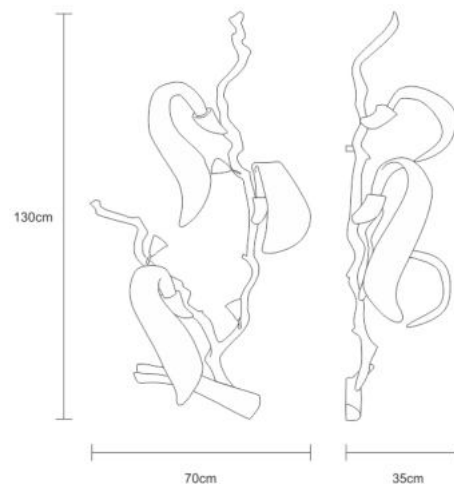
Designed and produced by hand in Portugal.

Serip reserves the right to make changes or improvements at any time it deems useful to guarantee the highest quality standards for its products.

Hand-finished, some variations may occur.

All the glass models are designed by Serip and exclusively handmade produced, establishing a unique and prestigious feature of the glass handwork art. For this reason, there is the possibility of variation in measures, weight, colour and shape represented.

TECHNICAL DRAWING



TECHNICAL SPECIFICATIONS

MEASUREMENTS

FIXTURE SIZE & WEIGHT

Width 70cm / 28in

Height 130cm / 51in

Depth 35cm / 14in

Weight 9kg / 20lb

PACKAGE SIZE & WEIGHT

(m)Package 1/2 1.20cm x 0.50cm x 1.20cm
=0.72CBM

(in)Package 1/2 0.47in x 0.20in x 0.47in
=25.42US GAL

ELECTRIC FEATURE

Installation Wall
IP degree IP 20

220-240V 50Hz-60Hz
Max Power Consumption 9W
Light Sources
6 x LED

Included Sources

Light Sources
6 x LED
Lumens 738lm
Kelvin 3000
CRI 80

110-120V 50Hz-60hZ
Max Power Consumption 9W
Light Sources
6 x LED

Included Sources

Light Sources
6 x LED
Lumens 738lm
Kelvin 3000
CRI 80

ENERGY RATING

This luminaire allows lights sources with energy efficiency class



5000K



3000K



2700K

CERTIFICATIONS



CARE INSTRUCTIONS

Due to the nature of our exquisite hand applied finishes, wipe clean with a soft, dry cloth or static duster must be used to clean the fixture.

Always avoid the use of harsh chemicals or abrasive cleaners as they may cause damage to the fixture's finish.

Cleaning is limited to the outer surfaces, shades or glass. It is important to ensure that no moisture enters the terminal compartment or reaches any live parts.

As our products are subject to technical modifications, we cannot guarantee, that all information is always up to date. Please contact our [technical department](#) with any queries.

SERIP

OPTIONAL FINISHES

GLASS FINISHES



Clear (10)

METAL FINISHES



Copper
(CO)



Silver (FP)



Silver/White
Patina
(FP/PB)



Lead (CH)



Palladium
(PL)



Black (PR)



Gold/White
Patina
(FO/PB)



Gold (FO)



Talha (TA)

SERIP

Icarus Daedalus

REFERENCE AP1454/3



DESCRIPTION

Inspired by the arched shape of a water fountain. With a particular design, the Icarus collection looks as if a frozen fountain was taken directly from its natural setting. Designed like a sculpture by its close resemblance to its nature, the light emerges within the crafted glass, following the liquid motion that grows supported by the bronze central branch. Its intense decorative character commits to its dramatic visual presence, resulting in a piece of high contrast and differential highlight. Ideal for areas of modern and contemporary interior style, suitable for pieces of great prominence and highlight.

Finish shown here Metal FO | Glass 10

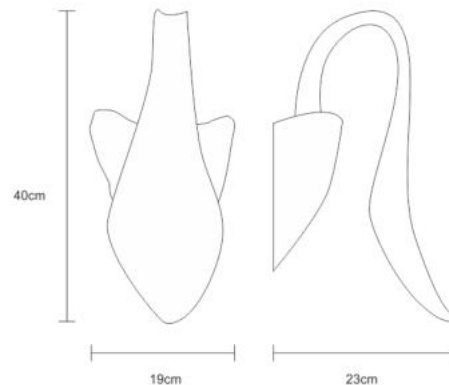
Designed and produced by hand in Portugal.

Serip reserves the right to make changes or improvements at any time it deems useful to guarantee the highest quality standards for its products.

Hand-finished, some variations may occur.

All the glass models are designed by Serip and exclusively handmade produced, establishing a unique and prestigious feature of the glass handwork art. For this reason, there is the possibility of variation in measures, weight, colour and shape represented.

TECHNICAL DRAWING



TECHNICAL SPECIFICATIONS

MEASUREMENTS

FIXTURE SIZE & WEIGHT

Width 19cm / 7in
Height 40cm / 16in
Depth 23cm / 9in
Weight 3kg / 7lb

PACKAGE SIZE & WEIGHT

(m)Package 1/2 0.64cm x 0.46cm x 0.64cm
=0.19CBM
(in)Package 1/2 0.25in x 0.18in x 0.25in
=6.65US GAL

ELECTRIC FEATURE

Installation Wall
IP degree IP 20

220-240V 50Hz-60Hz
Max Power Consumption 7W
Light Sources
3 x LED

Included Sources

Light Sources
3 x LED
Lumens 369lm
Kelvin 3000
CRI 80

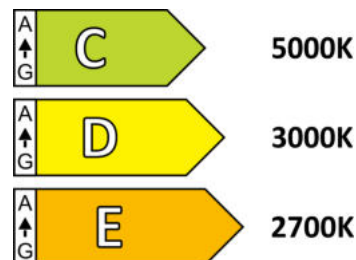
110-120V 50Hz-60Hz
Max Power Consumption 7W
Light Sources
3 x LED

Included Sources

Light Sources
3 x LED
Lumens 369lm
Kelvin 3000
CRI 80

ENERGY RATING

This luminaire allows lights sources with energy efficiency class



CERTIFICATIONS



CARE INSTRUCTIONS

Due to the nature of our exquisite hand applied finishes, wipe clean with a soft, dry cloth or static duster must be used to clean the fixture.

Always avoid the use of harsh chemicals or abrasive cleaners as they may cause damage to the fixture's finish.

Cleaning is limited to the outer surfaces, shades or glass. It is important to ensure that no moisture enters the terminal compartment or reaches any live parts.

As our products are subject to technical modifications, we cannot guarantee, that all information is always up to date. Please contact our [technical department](#) with any queries.

SERIP

OPTIONAL FINISHES

GLASS FINISHES



Clear (10)

METAL FINISHES



Copper
(CO)



Silver (FP)



Silver/White
Patina
(FP/PB)



Lead (CH)



Palladium
(PL)



Black (PR)



Gold/White
Patina
(FO/PB)



Gold (FO)



Talha (TA)

SERIP