

# BROOKLYN

## CARATTERISTICHE STANDARD

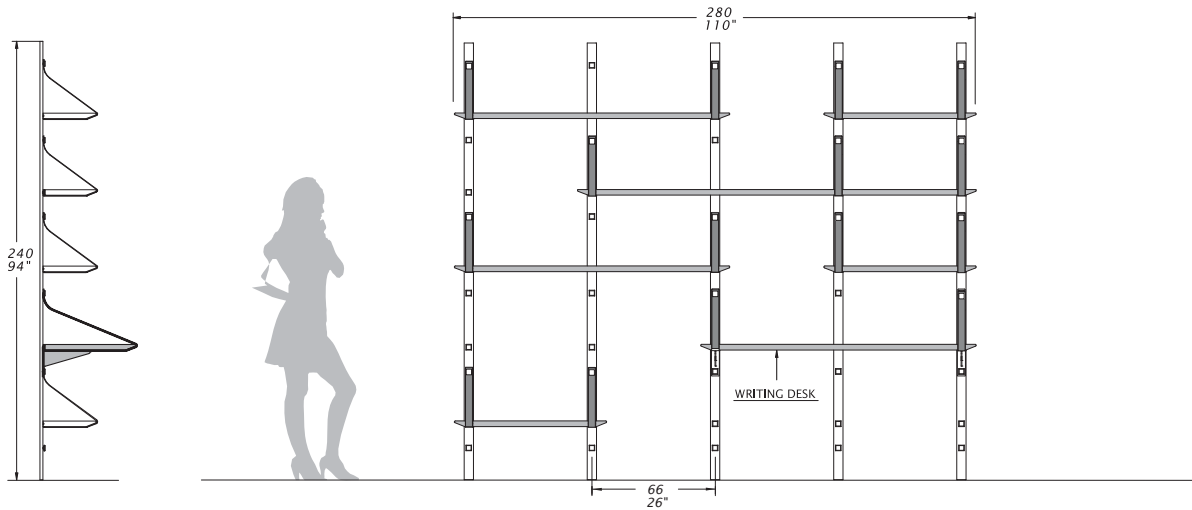
- Supporti e bottoni in metallo disponibili in: cromato nero-titanio, alluminio brunito, rame brunito o verniciato.
- Stringue in pelle e tessuto.
- Mensole in legno disponibili in: colore Cemento Sand, Cemento Taupe, Cemento Grey, Cemento Black o Ebano Makassar.

## STANDARD FEATURES

- Metal supports and buttons available in: dark chrome-titanium, burnished aluminium, burnished copper or painted metal.
- Leather and fabric strings.
- Shelves in wood available in colors: Cemento Sand, Cemento Taupe, Cemento Grey, Cemento Black or Ebano Makassar.

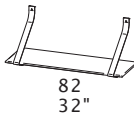
## Scheda tecnica – Technical sheet

Dimensioni: la prima cifra indica i centimetri, la seconda cifra indica i pollici.  
Dimensions: the first figure shows sizes in centimeters, the second in inches.



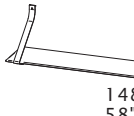
### SHELVES

#### GC007 CENTRAL SHELF



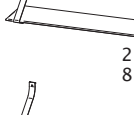
shelf max load 4 kg

#### GC008 CENTRAL SHELF



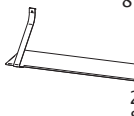
shelf max load 6 kg

#### GC009 CENTRAL SHELF



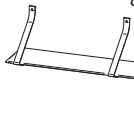
shelf max load 8 kg

#### GD009 RH SHELF



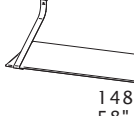
shelf max load 8 kg

#### GS009 LH SHELF



shelf max load 8 kg

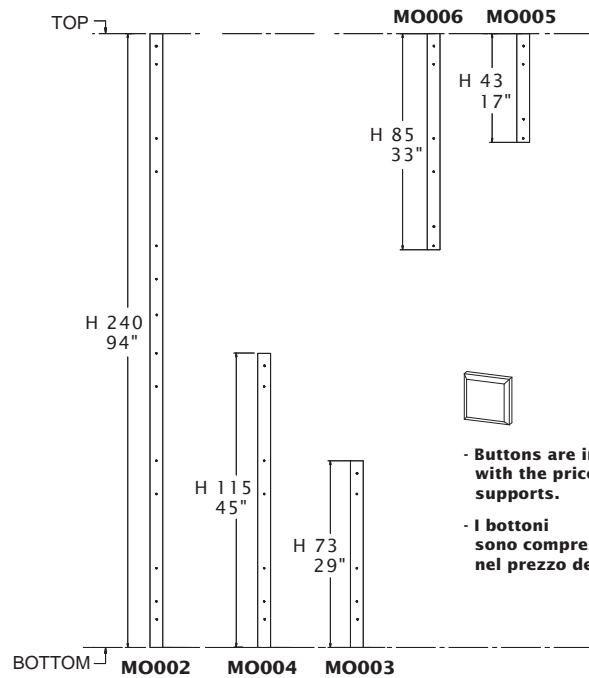
#### GC010 WRITING DESK



shelf max load 6 kg

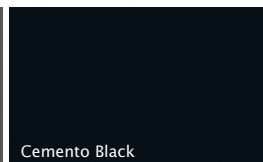



- Ties are included with the price of the shelf.
- La mensola ha i tiranti compresi nel prezzo.

### SUPPORTS



- Buttons are included with the price of the supports.
- I bottoni sono compresi nel prezzo dei supporti.

### FINITURE MENSOLE - SHELVES FINISHES



### NOTE

- Il cliente può scegliere configurazioni di supporti e mensole.

### NOTES

- Customer can choose configurations of supports & shelves.